

EN | 20

Kronos | Zefiro
Granduca | Livingstone


ROLLER TEAM

**dynamism, style,
dynamism, style,
e safety.**




ROLLER TEAM

Roller Team is a company gaining an ever greater following, also at an international level, and one of the most significant production models in the European motorcaravan industry.

Established on the foundations of know-how from a historic company on the motorcaravan scene, Roller Team can offer competitive products both in terms of price and equipment, which are at the cutting edge thanks to the excellent construction techniques adopted.

Roller Team, close to the customer everywhere with excellent service.

There are hundreds of qualified outlets that distribute the Roller Team brand today: a comprehensive sales network spread throughout the major European countries. It's thanks to its distribution partners that Roller Team is close to its clientele everywhere, ready to satisfy customers' every requirement with appropriate tools and a wide range of pre-sale and aftersales services. An organised, targeted network, product development in keeping with the habits and needs of different cultures, distribution agencies in the area, staff from the area: these are the secret weapons with which Roller Team presents itself on international markets with growing success.

the choice of value and reliability

One of the main advantages

of choosing a big name is the certainty of the best product **quality** permitted today by technology, materials and a complex industrial process.

That's the reason for choosing **Roller Team**, which works day after day to improve its products and services, making quality its priority so that the price of the product is reflected in its genuine value.

Roller Team:
the certainties.




More insulation, more protection, less noise.
The technology for building living quarters capable of ensuring complete protection for your motorcaravan.
Noise Reduction System is here, the study to reduce noise inside the vehicle when driving.



The motorcaravan that "breathes"
thanks to correct internal air distribution, favouring circulation, making the temperature uniform and preventing condensation from forming.



The Italian with "Nordic" features.
Always at ease in the vehicle, whatever the temperature outside: a motorcaravan designed and built for use in colder climes.



Spaces for your world and your relationships designed for everyday needs and to promote maximum practicality and usability.



Travel All Inclusive.
Solutions for super-equipped motorcaravans with complete equipment for all models.



300 Kg 300 of independence.
A garage locker designed for you to take your freedom with you anywhere at all times.



In safe hands with motorcaravan "UnderControl".
Roller Team puts its own experience and expertise at the service of every motorcaravan produced. A team dedicated to quality control and continuous improvements follows each motorcaravan throughout the production stage with inspections and tests from design to delivery.

The Roller Team world is just a click away!

Go to **www.rollerteam.it** for comprehensive product details, photographs and retail network.
All news in real time, special activities, special offers and much more.
Connect from your PC, tablet or smartphone and discover the **ROLLER TEAM** web world!



more insulation more protection less noise



EXPS EVO TECHNOLOGY:
the technology capable of ensuring
complete protection for your
motorcaravan in terms of:

Greater thermal and acoustic insulation over
time **with all wood-free wall structure.**


Greater protection from the elements
resulting from the use of strong, resistant
materials to guarantee a long life.

Greater structural resistance: the materials
are not influenced by humidity, heat or
impacts, such as hail.

Total insulation in contact zone with the
outside **using materials with high
insulating performance such as
peripheral plastic extrusion or internal
waterproof PS.**

Maximum shock resistance,
easy repairs and easy maintenance.

With Extreme
Protection System
EVO, 6 years'
peace of mind!



Floor
Lower and upper fiberglass covering
for enhanced protection, thermal
insulation and resistance. The fibreglass
undercarriage ensures the best
protection from external erosion and
wear, securing protection from gravel,
stones, road salt and humidity.
Floor in waterproof PS loor thickness
54 mm, utmost resistance to shocks.
**Perimetral protection in extruded
plastic,** is strong to allow more
payload, prevent thermal bridges and
avoid water absorption.
Internal ceiling in pvc.

Roof

Anti hail roof in fiberglass.
Internal roof in fiberglass.
Extruded plastic inserts in areas in contact with the outside.
The use of these materials prevents the formation of heat bridges
inside the living pod which may cause condensation or loss of heat.
Roof thickness with waterproof PS or a greater insulation and
protection. Wood free.

ROOF THICKNESS 31mm

ANTI HAIL ROOF IN FIBERGLASS
WATERPROOF PS
INTERNAL WALLS IN FIBERGLASS
EXTRUDED PLASTIC

WATERPROOF PS
ANTI HAIL ROOF IN FIBERGLASS
HIGH DENSITY EXTRUDED PLASTIC
INTERNAL WALLS IN FIBERGLASS

WALLS THICKNESS 31mm

INTERNAL CEILING IN PVC
WATERPROOF PS
INTERNAL WALLS
IN FIBERGLASS
WATERPROOF PS
EXTERNAL FLOOR
IN FIBERGLASS

FLOOR THICKNESS 54mm

Walls

Anti hail walls in fiberglass.
Waterproof PS in all walls: no water is absorbed to limit infiltrations
inside the vehicle. Wood free.
High density **extruded plastic:** it prevents any contact
of the inner part of the walls with the water.
Internal walls made of humidity-resistant fibreglass without heat
bridges which may cause condensation or loss of heat.



Noise Reduction Technology


The furniture features protection with soft
material for furniture–outer body connection.
A plastic spacer separates the lower floor
from the chassis rail. Roller Team proposes
a new assembly system for internal
components ensuring greater comfort when
travelling thanks to **better build quality.**

breathe made to breathe

By study of interior climate and air circulation Roller Team offers a motorcaravan that “breathes”.

The **Breathe** project promotes the study of air distribution inside a motorcaravan promoting circulation, rendering the temperature and avoiding the formation of condensation.

Because a motorhome must be well-insulated from the outside but also well-ventilated inside.



Permanent ventilation inside wall units. The units are installed leaving a gap between them and the motorhome wall to promote **uniform air distribution** avoiding the formation of condensation or mould.



A special opening ensures the **free circulation** of air inside the units.



Anti-condensation distanced from the wall itself in the day zone and in the night zone to allow the circulation of air and heat.



The **slatted frames** of all fixed rear beds and the drop-down bed promotes the flow of air between frame and mattress.



Mattresses of the rear beds in **polyester fabric** quilted top and sides. With breathable technical fabric in the bottom part (except overcab and elevating bed models)



Heating in the overcab.



Perimeter heating in all models with rear twin beds or rear fixed double bed.



the italian with a nordic disposition

Designed for distribution From Northern Europe to Southern Italy, every Roller Team vehicle uses technologies and materials that ensure **high performance and a perfect climate.** So you're always at ease in your vehicle, whatever the temperature outside, Roller Team offers the technology you need... **when you need it!**

Winter holiday included

Enhance your comfort on board still further with original accessories:

- Heated windscreen (motorhome).
- Diesel, gas or electric boosted heater.
- Electronically heated floor.



Available in the Touring Pack:

- Insulated tank. ▪ Insulated step. ▪ Insulated pipe.



**Thumbs up from our northern customers:
Roller Team is one of them!**

A motorcaravan designed and built for use in the coldest climates: the construction techniques it takes, high-performance materials in terms of insulation and protection from the elements and specific equipment that's also been tested in the climate chamber.

The specifications contained herein may refer to only certain models of the range.

heating

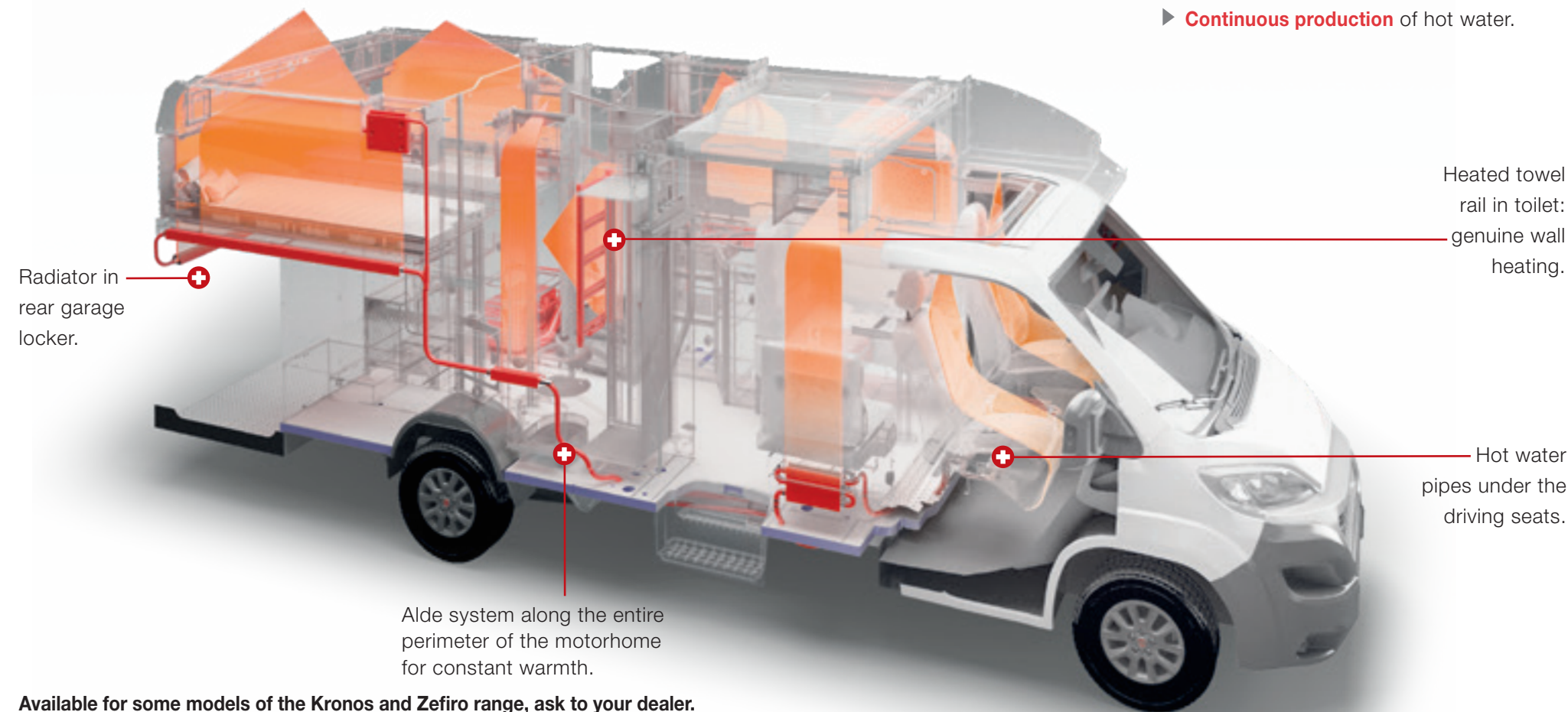


The Alde heating system **features a liquid heat-transfer medium** which is heated by a gas boiler.

According to the same principle that characterises domestic systems, the Alde heating system features a liquid heat-transfer medium which is heated by a gas boiler. A pump circulates the heated liquid in a circuit of interconnected radiators. The radiators heat the air, which is distributed evenly within the motorhome through slits on the wall units. Once the air has cooled, it descends and, passing through slits in the floor, can heat up again and become warm within the circuit.

Let's look at the advantages of heating with a liquid heat-transfer medium.

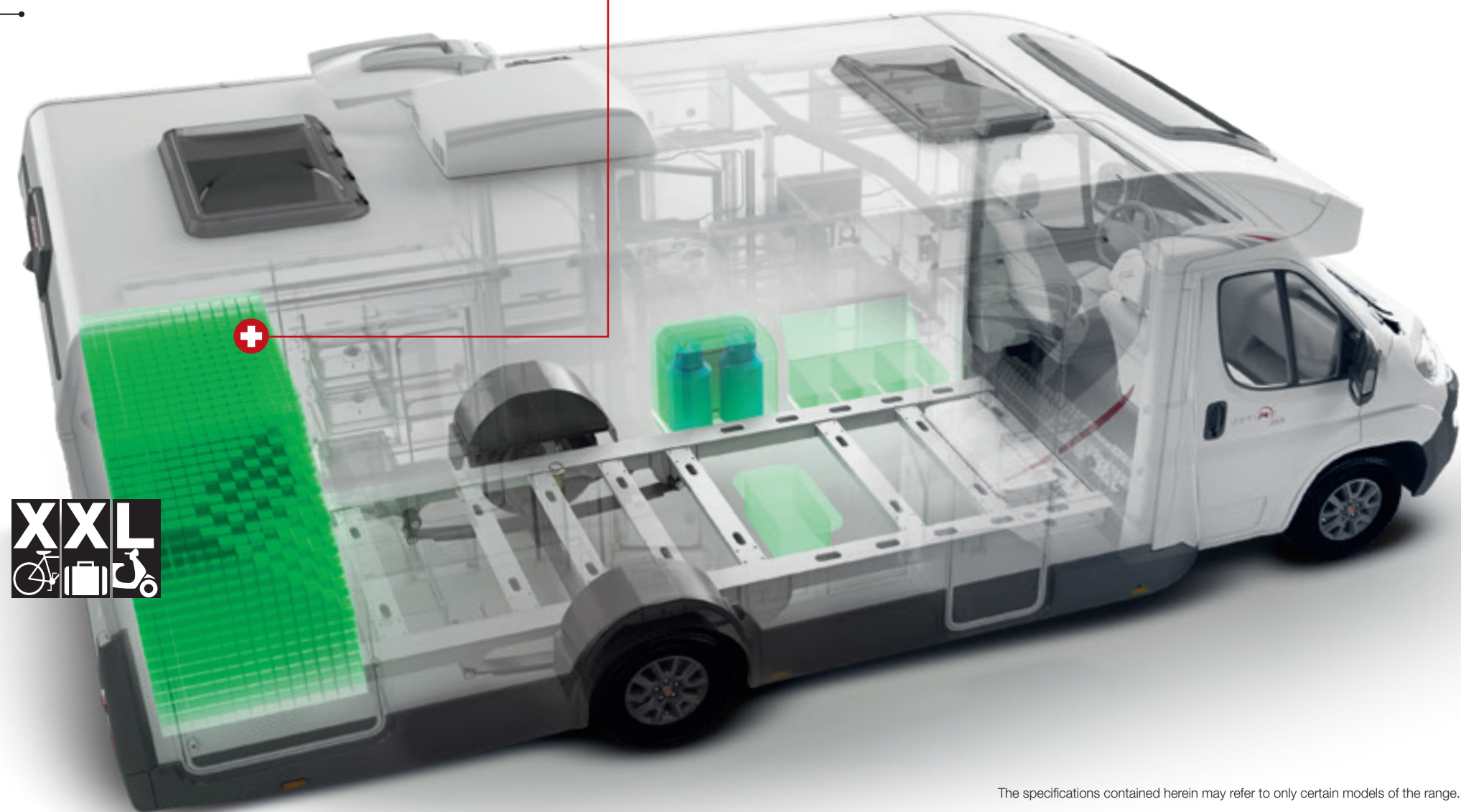
- ▶ **Healthy atmosphere free from suspended dust** and feeling of dryness.
- ▶ **Even and longer-lasting warmth.**
- ▶ **Low noise** and lack of ventilation.
- ▶ **Continuous production** of hot water.



Available for some models of the Kronos and Zefiro range, ask to your dealer.

300 kg of independence!

Because those with big projects **need their space.**



The whole world in the garage!

It withstands up to **300 kg** of load (technically loadable weight that affects the approved seats or the remaining total payload). Internal height up to **1350 mm** (depending on the model).

Built properly.

- **Lower fibreglass and upper fibreglass** and PVC cover for greater heat insulation and mechanical resistance.
- With **air vents for heating.**
- Double lock on each door for extra safety.
- The garage doors are protected from humidity by **seals to protect from rain, sprays and freezing** to allow safe opening even in cold weather.



Easy to load.



Double door for accessing the locker, passenger side and driver side. **Through load compartment** which can be accessed from both sides. Doors that open to **180 degrees**: extremely simple loading access. Wide passage, among the largest in its category (Kronos range).



So flexible it bends to your requirements.

Where do you want more space? Adjust the volume of the garage to load more... or have a bigger room!



Flex Space
up-and-down bed system for flexible spaces and loads.

You need space, but hidden spaces too!



- Opening stowage locker in side band.
- Storage space in floor.



The specifications contained herein may refer to only certain models of the range.

290 M

True sportiness

As great as your passion!

A ROLLER TEAM exclusive.

Whatever your sport choose to live it to the full with the Kronos 290 M and Zefiro 290 M: new and exclusive models that allow you to devote yourself fully to your passion while always having all the comforts with you. Maxi-garage for motorcycles, bicycles, quads, karts, mobile workshop, tool shed but also shop or laboratory. All this without taking away anything essential to the use of your leisure time: Kronos 290 M and Zefiro 290 M are in fact multi-functional, because the particular design of the rear area does not affect the living uses.

The specifications contained herein may refer to only certain models of the range.



Maxi side door dimensions
1370x1320 mm

Load volumes 1930x2200x1430 (h)
mm. With Flex Space height
up to 1820 mm.

**300
Kg**
Maximum payload.



Floor with removable rubber protection.



Water drain grids on floor.



Enjoy the motorhome made to
measure for your needs.

The only one equipped so you
can live **your dream of
being born for sports!**



Provision of wall with aluminium bars
for attaching custom equipment.

Internal LED lighting.

Internal space and
surfaces for equipment
(compressors, tool drawers, etc.).


Two wardrobes
for storing sports gear, one of which
removable.



Washable surface with extractable
shower head.



With TV and 12V – 220V electrical
socket.



spaces to experience to the full...

I FEEL
GOOD

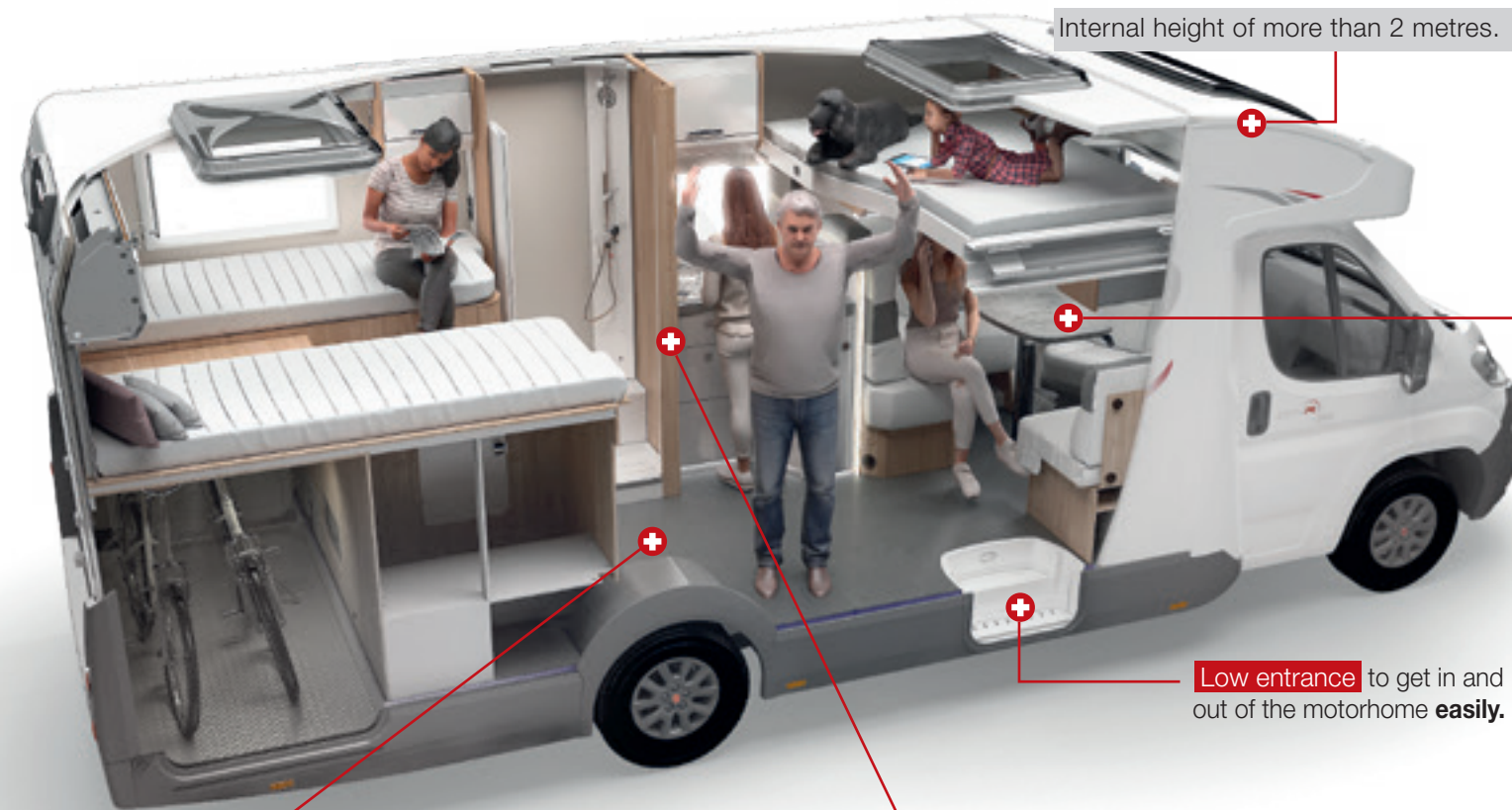
Spaces for your world and your relationships.

Spaces designed by expert hands in a continuous exchange of usability, necessity and practicality.

Roller Team, a well-made motorcaravan able to guarantee:

- ▶ **paces to experience to the full.**
- ▶ **Room for everything.**
- ▶ High-performance materials suited to everyday use.

The specifications contained herein may refer to only certain models of the range




Internal height of more than 2 metres.

Folding table for an adaptable space: the perfect solutions to join the need to contain dimensions to clear room for your everyday activities. 360° adjustable one-leg island table for more freedom of movement.



Low entrance to get in and out of the motorhome **easily**.

LED lighting : better lighting performance and energy saving **-more energy-efficiency, more autonomy, longer battery life**. Pleasant and uniform indirect lighting through light strips and frames; LED spot lights for reading without annoying your travel mates and for more direct light; courtesy lights on the floor to find your way at night.



Floor on a single level, without steps.




USB ports in the day zone to recharge smartphones and tablets, right **where you need them** the most.



Doors for your privacy, separating the living area from the sleeping area.



Uniform interior heating through hot air vents with particular focus on the critical, exposed areas of the living pod, like the driving cab, the rear garage, the night zone and the overcab area.



... and safety

- ▶ **Central locking** remote control for cell entrance door and driver's cab doors (standard on Granduca, optional on Kronos and Zefiro).

- ▶ **Rear view camera** on Kronos and Granduca.

- ▶ **Double-eyed** rear view camera with parking function and travel function to view traffic on Zefiro.



Also, **standard presets** which ensure, in the after-sales service at the dealer, an easy and safe assembly of accessories, without tampering with the structure of the motorhome itself or the internal systems.



spaces for your world and your relationships

Flexible, practical use,
like the kitchen at home.

Like all other environments,
the kitchen of a motorhome
must comply with specific needs
firstly that of allowing freedom
of movement and the practicality
of perfectly managed spaces.

Roller Team kitchens in addition
to being welcoming combine
ergonomic and practicality by
implementing solutions which:

- ▶ **minimise movements inside.**
- ▶ **facilitate everyday cooking,
washing and cleaning
activities.**
- ▶ **optimise the available
space, integral generous
storage areas.**

The specifications contained herein may refer to
only certain models of the range



Home-inspired equipment.
**Three-hob cooktop with
adjustable electric lighting.**
Glass cover **to extend the
work top surface** when the
cooktop is not in use.
Possibility of optional oven.

The kitchen is the environment of the motorhome
that must be subjected to continuous stresses
due to use, heat and time: we therefore need
high-performance materials.
**robust and large work surfaces, quality
household appliances, furniture and durable
wall cabinets, wide spaces for stowage.**

Resistant to scratches
and knocks, Long-lasting with scrubbing,
Easy to clean, Antibacterial.



“Social Kitchen”: 2350 mm of
exterior length for **more living
space inside!** A wide passage
that allows cooking, passing,
stopping... all together!
(except Granduca range).
A space where the pleasure of
cooking is naturally associated with
the pleasure of relationship.



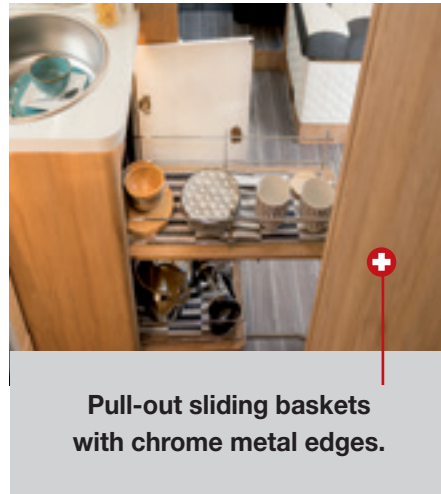
Refrigerators up to 150 l with freezer, or 140 l slim fridge
for for more living spaxe inside with froster and bottle
compartment, **with automatic energy-saving switch**
220 V, 12 v or gas (according to the models).

in the kitchen

everything to hand and space for everything

Deep drawers and bins with **soft-close and automatic locking function**: more room, better access and improved tidiness with respect to furniture within swing doors.

Lower gas cylinder compartment to avoid using up valuable kitchen space. The lower position also makes replacing gas cylinders easier.



Pull-out sliding baskets
with chrome metal edges.



High wall cabinets for ample
storage space.



Modular equipped wall.
on the Zefiro range



L-shaped kitchen

More freedom of movement and action in a more compact space: washing up, cooking and preparing food is easy. A pleasant zone with cooktop, refrigerator, work tops and storage all within arm's reach

The large work top can be extended with a sink cover and glass cooktop cover. Enough room for remarkably capacious refrigerators.

Storage in large extractable bins and deep drawers, often combined with storage columns that can be pulled out entirely.

Longitudinal kitchen

Available in two versions – maxi or compact:
all functions along a single wall.

Extendible work top in a few simple steps courtesy of folding additional surfaces.

Plenty of **freedom of movement in the corridor, brighter and better ventilation** because the window is particularly large.

The specifications contained herein may refer to only certain models of the range



The large and deep sink, very handy for washing up even the largest dishes.

Very generous drawers with **plenty of room** for tools and food.

in the bed sleep well sleep long

Here are our
rules for getting
up on the right
side of bed.

Bottom of mattresses made of
technical, quilted breathable fabric.
Top and sides made of quilted
polyester.

Slatted bases for all
fixed rear beds.



LED night-time courtesy lights in the floor. LED spot lights
under the units for more direct light for reading books without
annoying your travel mates.

The specifications contained herein may refer to only certain models of the range

Side windows
for excellent ventilation
in the night zone.
Skylight over the bed
for more air and
to stargaze.

Audio diffusion
in the sleeping area by
means of **two speakers**
in the bedroom.

Central bed

A real bedroom with nautical-style
double bed, **truly excellent dimensions**
up to 150 cm wide and 190 cm long,
with **adjustable backrest**. on some
models. Complete with two bedside
tables on the right and left sides for
books, drinks and accessories,
with two wardrobes on top.

Easy access from both sides using
steps which double as storage
compartments with easy access to the
foot of the bed, **the bed frame can**

be lifted to access the storage space
under the bed.


Maximum privacy guaranteed by
sliding doors which separate the day
area from the night area, paired with
toilet and shower cubicles, usually
separate in two different environments.

**More flexible access to bed or
garage loading areas with Flex
Space** the up-and-down bed system.



Transverse bunk beds

Very good size beds, **great flexibility**
with the lower bed that can be lifted giving space
and access to the garage. **Exclusive Roller
Team models, Kronos and Zefiro 277 M, 7
approved seats and 7 beds**, a maxi dinette
opposite face to face. **Kronos and Zefiro 279
M** with **double bunk bed for 4 people**: with a
second double bed that can be lifted to choose
between 4 fixed double beds at the back or
stowage space when a bed is not in use.





Twin beds

Two **generously sized**, single bed arranged longitudinally, **easy access to beds** with large steps which can also be used for storage, provided with work top in the middle and units.

Wardrobes under the bed with access from front doors or from the top using a pull-out frame lifting system. Additional cushions with standard

wooden extensions to **turn the single beds into a crosswise comfortable double bed**.

Peripheral heating using specific vents on the side walls of the beds.

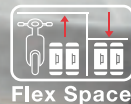
Rear bed with garage

Excellent use of space with the bed perfectly integrated in the entire width of the vehicle over the garage.

Wardrobe positioned by the side of the bed. Storage is maximised by generous units on the wall over of the three sides of the bed. Access to the bed is guaranteed by an integrated or

extractable ladder at the feet of the bed. **Peripheral heating** using specific vents on the side walls of the beds.

More flexible access to bed or garage loading areas with Flex Space the up-and-down bed system.



Bed transformable into dinette

For the most eagerly awaited or unexpected guest! The dinette turns into an extra bed.

Easy to transform: simple move the table down and insert the cushion. The extra bed is ready.



Overcab

A double bed always ready, plenty of room for sleeping, plenty of room for storage large objects during the day, plenty of usable room with **being 700 mm high in the middle** can be lifted to gain easy access into the cab. Ventilation, light and heating are guaranteed by appropriately arranged windows and vents.



Electric folding bed

Plenty of living space and minimum dimensions

during the day, when it is closed against the roof, **comfortable and practical**, simply by lowering the bed using the electrical system, **at night**, single or double according to the model, in some cases even **maxi - 136 cm wide**, can be stopped at any height, **the dinette and the kitchen can be used** even when the bed is down.

The specifications contained herein may refer to only certain models of the range.

a corner dedicated to yourself

The toilet **is a pleasant place designed** for your wellbeing and not just a simple facility, Roller Team puts the focus on **functionality and ergonomics**.

The specifications contained herein may refer to only certain models of the range.



- ◀ All-wood furniture.
- ◀ Generous furniture with mirror so you need to give nothing up. Light integrated in the mirror.
- ◀ 230 V socket for hair-dryer or electric shaver.
- ◀ Towel rack.
- ◀ Wash basin with mixer tap to adjust water temperature a flow.
- ◀ Ventilation and light are guaranteed by mirrors and even a fan in the roof.
- ◀ A bar in the shower cubicle on some models is perfect for drying sports gear and hanging long garments.
- ◀ Sufficiently roomy shower, height up to 1910 mm (mod. Kronos 265 TL), with storage shelves, mixer tap and removal shower head.
- ◀ Double drain in floor the water flows out faster even when the motorhome is not parked perfectly flat.

Central linear toilet

available on models with crosswise bed, bunk beds, over or under 7 metres. This type of toilet provides the most freedom of movement and high comfort. The shower is separated from the toilet by a rigid door with storage shelves. The toilet furniture is made of wood and has generous storage room for accessories. This solution generally offers large mirrors and good lighting and ventilation.



Compact linear toilet

The perfect trade-off offering a high level of comfort on more compact models in which the living area is maximised. A world-class outfit in terms of room and functionality: the shower is separated by a folding rigid door and the units are adequately capacious.

Independent toilet and shower

Versatility is the keyword of this living solution because the space can be optimised to guarantee remarkable freedom of movement inside the motorhome. The advantages: separate and simultaneous use of the two environments, more passage space towards the night zone which can be used as locker room, maximum privacy guaranteed by the separation door.



Discover the range
closest to your needs

Legend

Chassis

Length

Homologated seats

Berths

Sleeping area

Toilet

Stowage

Heating

External

Kronos



	Fiat and Ford		Toilet with separated shower Toilet with independent shower Toilet with integrated shower
	Length: 6.300 - 7.450 mm		Flex space
	Homologated seats 4 - 7		Combi diesel 4.000 W
	Berths 4 - 7		Open sky panoramic roof Solar Panel Rear view camera
	Centre double bed Twin beds Transverse bed Bunk bed		


Zefiro



	Fiat and Ford		Toilet with separated shower Toilet with independent shower Toilet with integrated shower
	Length: 6.300 - 7.450 mm		Floor hatches Bands Openable Flex space
	Homologated seats 4 - 7		Combi diesel 4.000 W
	Berths 4 - 7		Open sky panoramic roof Solar Panel Rear view camera
	Centre double bed Twin beds Transverse bed Bunk bed		










Granduca



	Fiat		Toilet with separated shower Toilet with independent shower
	Length: 7.430 - 7.450 mm		Floor hatches Double floor
	Homologated seats 4		Combi diesel 4.000 W
	Berths 4		Electric step Open sky panoramic roof Rear view camera
	Centre double bed Twin beds Transverse bed		

Livingstone



	Fiat		Toilet with integrated shower
	Length: 5.410 - 6.365 mm		Storage baskets underneath the rear bed
	Homologated seats 4		Combi diesel 4.000 W
	Berths 2 - 4 +1		Electric step
	Transverse bed Bunk bed Twin beds		

Kronos

never stop dreaming... now you can!

IF YOU DELIGHT IN OUTDOOR HOLIDAYING BUT HAVEN'T YET BEEN ABLE TO OWN A MOTORHOME OF YOUR OWN, HERE'S THE SOLUTION FOR YOU.



low-profile

230 TL 4 4



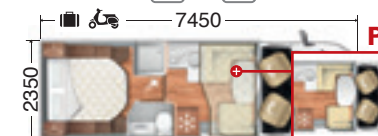
261 TL 4 4



263 TL 5 4



265 TL 5 4



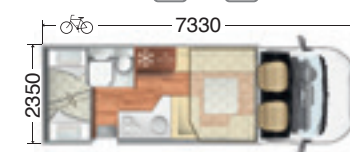
267 TL 4 4



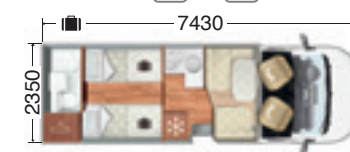
268 TL 4 4



274 TL 6 6



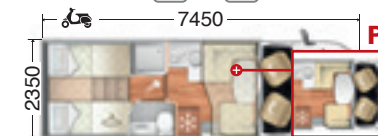
282 TL 5 4*



283 TL 5 4*



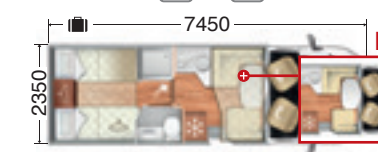
284 TL 5 4*



285 TL 5 4*



286 TL 5 4



287 TL 4 4*



294 TL 5 4



295 TL 5 4



298 TL 5 4



overcab

277 M 7 7



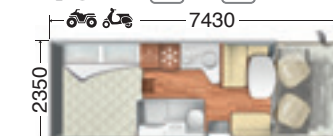
279 M 6 6



284 M 5 4*



290 M 5 4

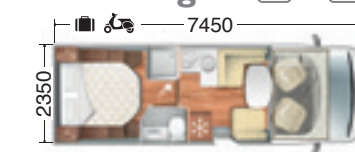


295 M 6 6



motorhome

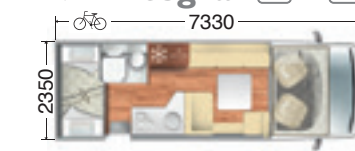
265 Integral 5 4




267 Integral 4 4



274 Integral 6 6



284 Integral 5 4*



287 Integral 4 4*



295 Integral 5 4



Kronos

The motorhomes photographed on these pages can be equipped with optional specifications.
* By joining the twin beds you can get an additional bed (excluding 286 TL).

Kronos plus external

Garage XXL with maximum loading capacity of 300 kg



Choose from 21 models and **2 types** low-profile and overcab. Available on **Fiat or Ford** mechanical structure.

Rear view camera

Flex space

Garage volume can be adjusted to suit standard load requirements on models with central or transverse bed.

Solar Panel



6 year infiltration guarantee

Painted bumpers (FIAT)

Upper and lower fibreglass flooring, waterproof PS floor, extruded perimeter protection and PVC inner lining, **spessore 54mm:**

- ▶ Insulation guaranteed by the extruded plastic perimeter
- ▶ Total protection of the external flatbed in extruded material
- ▶ Increased protection from the weather elements
- ▶ Higher structural resistance

Open sky Panoramic roof (low-profile) Standard.

Entry door with window and fly screen.

Lowered entrance step for an easier entry.



TECHNOLOGY

Roof Fibreglass external and internal roof, extruded PVC in the contact areas, waterproof PS inserts, **thickness 31 mm.**

Wall in external and internal fibreglass, extruded plastic perimeter, **thickness 31 mm.**

Kronos plus internal

- Complete LED lighting
- Contour courtesy lights
- Uniform heating in the environments

Dinette

- Choice for your customised dinette:
- Living area dinette with swivel seats that integrate into the living area
 - Face to face dinette
 - Double opposing dinette
 - Large windows and rooflights for a bright dinette
 - Folding table

Sleeping area

- Slatted beds
- Large beds
- Maxi centre beds 1900x1400 mm
- Breathable mattresses with slats
- Perimeter heating for sleeping area with twin beds
- Heating in the overcab area
- Windows and rooflights for more light and ventilation

Kitchen

- Choice of L-shaped and longitudinal kitchen
- Two-door refrigerator with bottle compartment for up to 140 l bottles
- Three-burner hob with glass cover
- Methacrylate panel
- Drawers with cutlery tray
- Extraction baskets

Toilet

- Wooden furniture
- Large shower with double floor drain for faster water drainage
- Spacious wall cabinets
- Large mirrors with integrated lighting and rooflights
- Rigid partition door for shower
- Partition door for toilet, living and sleeping area for separate rooms

The specifications on these pages can only refer to certain models in the range.

Kronos fabrics and materials

You can choose between
2 types of upholstery

Madras (Standard ■, Imitation leather)
Evoque (Optional □, Imitation leather)



MADRAS ■



+ Furniture
in dark wood

+ Wall units with doors
curved in polished laminate

+ Dinette seats
ergonomic
in fabric and
Imitation
leather

+ Dinette table
in polished laminate

+ Seat covers
coordinated
with the fabric
upholstery

EVOQUE □

The specifications on these pages can only refer to certain models in the range.

Kronos all inclusive

Open sky (low-profile)



Rear view camera



Solar Panel



Bed slats



Fly screen



FIAT AND FORD MECHANICAL

- Radio presetting (FIAT)
- Painted bumpers
- Esc (FIAT)
- Esp (FORD)
- Bluetooth DAB radio with controls at the steering-wheel (FORD)
- 16" wheel rims (FORD)
- Manual climate control system
- Driver and passenger airbags
- Cruise control
- Integrated antenna
- Door with fixed window
- Entry door fly screen
- Revolving seat with seat covers (where available)
- Fifth approved seat (where available)
- Bed slats
- Open sky, panoramic roof (semi models)
- Solar panel
- Rear view camera
- Flex space (where available)
- 6-year warranty against infiltrations

Door with fixed window



Revolving seat with seat covers



Bluetooth DAB radio (FORD)



environments
living and
sleeping



Kronos 277 M, 279 M, 295 M



Kronos 261 TL, 267 TL, 287 TL



Kronos 265 TL, 284 TL, 286 TL, 284 M



Kronos 261 TL, 267 TL



Kronos 298 TL



Kronos 298 TL



Kronos 284 TL, 284 TL, 285 TL, 287 TL



Kronos 295 TL, 298 TL








Kronos 298 TL



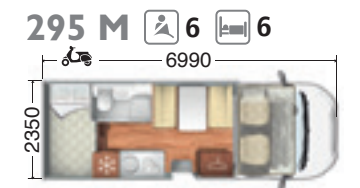
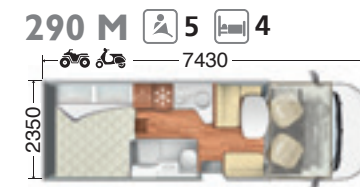
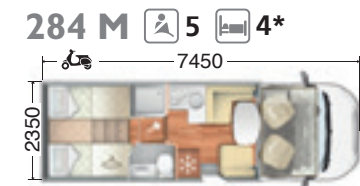
Zefiro

the strength of quality and value over time.

low-profile



overcab



motorhome



AN EXTRAORDINARY MOTORHOME FROM ALL PERSPECTIVES, WHICH THANKS TO CONTINUOUS RESEARCH AND OPTIMISATION HAS SUCCESSFULLY IMPROVED IN TERMS OF **QUALITY, RELIABILITY, STRENGTH AND VALUE OVER TIME.**

The motorhomes photographed on these pages can be equipped with optional specifications.
* By joining the twin beds you can get an additional bed (excluding 286 TL).

Zefiro plus external

Garage XXL with maximum loading capacity of 300 kg



Choose from 27 models and **3 types:** low-profile, overcab and motorhome. Available on **Fiat or Ford** mechanical structure.

► Windows Seitz

► Bands Openable



Rear view camera

Double-eyed rear view camera with parking function and travel function to view traffic on Zefiro



Flex space

Garage volume can be adjusted to suit standard load requirements on models with central or transverse bed.

Solar Panel



6 year
infiltration
guarantee



Open sky Panoramic roof (low-profile) Standard.



External audio diffusion

using the walls as resonance boxes.



TECHNOLOGY



Roof Fibreglass external and internal roof, extruded PVC in the contact areas, waterproof PS inserts, **thickness 31 mm.**

Wall

in external and internal fibreglass, extruded plastic perimeter, **thickness 31 mm.**

Upper and lower fibreglass flooring, waterproof PS floor, extruded perimeter protection and PVC inner lining, **spessore 54mm:**

- Insulation guaranteed by the extruded plastic perimeter
- Total protection of the external flatbed in extruded material

- Increased protection from the weather elements
- Higher structural resistance

Zefiro plus internal

- Complete LED lighting
- Contour courtesy lights
- Uniform heating in the environments



Audio diffusion in the sleeping area

Dinette

Choice for your customised dinette:

- Living area dinette with swivel seats that integrate into the living area.
- Face to face dinette.
- Double opposing dinette.
- Large windows and rooflights for a bright dinette.
- Folding table.




Floor hatch



Sleeping area

- Slatted beds
- Maxi centre beds 1900x1400mm
- Audio diffusion in the sleeping area
- Breathable mattresses with slats
- Perimeter heating for sleeping area with twin beds
- Heating in the overcab area
- Windows and rooflights for more light and ventilation
- Fabric-lined ceiling panel with storage pocket
- Side storage pockets



Kitchen

- Choice of L-shaped and longitudinal kitchen.
- Two-door refrigerator with bottle compartment for up to 140 l bottles.
- Three-burner hob with glass cover.
- Methacrylate panel
- Drawers with cutlery tray.
- Extraction baskets
- Equipped wall for storage
- Glass or backlit mirror splash guard wall.



Toilet

- Wooden furniture.
- Large shower with double floor drain for faster water drainage.
- Large wall cabinets and shelves.
- Large mirrors with integrated lighting and rooflights.
- Rigid partition door for shower.
- Partition door for toilet, living and sleeping area for separate environments.

The specifications on these pages can only refer to certain models in the range.

Zefiro fabrics and materials

You can choose between
3 types of upholstery

Regal (Standard ■, Imitation leather)

Oysterl (Optional □, Fabric/Imitation leather)

Candra (Optional □, Fabric/Imitation leather)

+ **Kitchen top** in laminate



OYSTER □



+ Folding **bed panel** with quilted fabric

+ Fabric-coated **entry door panel** with storage pocket and backlit mirror

+ **Wall units** with doors curved in polished laminate



CANDRA □

+ **Seat covers** coordinated with the fabric upholstery

+ **Ergonomic cushions**

+ **Dinette table** in polished laminate

+ **Coating** for the lower part of the seat

+ **Dinette seats** in fabric and Imitation leather

+ **Light wood furniture**

REGAL ■

The specifications on these pages can only refer to certain models in the range.

Zefiro all inclusive

Open sky (low-profile)



Double-eyed rear view camera



Solar Panel



Bands Openable



Fly screen



FIAT AND FORD MECHANICAL

- Esc
- ESP
- Driver and passenger airbags
- Manual climate control system
- Cruise control
- Bluetooth DAB radio with controls at the steering-wheel (FORD)
- 16" wheel rims (FORD)
- Integrated antenna
- Door with fixed window
- Entry door fly screen
- Revolving seat with seat covers (where available)
- Fifth approved seat (where available)
- Floor hatch
- Bed slats
- Open sky, panoramic roof (low-profile)
- Painted bumpers
- Double eye rear view camera
- DAB Radio
- Internal and external audio diffusion by exploiting the walls as speakers
- Solar panel
- Flex space (low-profile)
- 6-year warranty against infiltrations

Door with fixed window



Revolving seat with seat covers



DAB Radio



environments living and sleeping



Zefiro 263 TL, 265 TL, 267 TL



Zefiro 265 Integral, 284 Integral



Zefiro 265 TL, 267 TL



Zefiro 265 TL, 282 TL, 284 TL, 286 TL, 295 TL, 284 M, 265 Integral, 284 Integral, 295 Integral



Zefiro 284 TL, 285 TL, 287 TL, 284 M



Zefiro 261 TL, 267 TL, 287 TL



Zefiro 294 Integral



Zefiro 274 TL, 285 TL, 294 TL, 277 M, 274 Integral



Zefiro 267 TL, 287 TL, 261 TL, 287 Integral, 267 Integral



Zefiro TL



Zefiro 265 TL, 284 TL, 265/284 Integral



Zefiro 266 TL, 284 TL, 266/284 Integral



Zefiro 284 TL, 285 TL, 286 TL, 287 TL, 284 Integral, 287 Integral



Granduca

**in your motorcaravan and
on the road like at home.**

DISCERNING MOTORHOME OWNERS LOVE
GOOD-LOOKING, COMFORTABLE,
FUNCTIONAL AND SAFE VEHICLES,
WITH AN ATTRACTIVE DESIGN.

low-profile

267 TL 4 4



287 TL 4 4*



298 TL 4 4




Granduca

The motorhomes photographed on these pages can be
equipped with optional specifications. * By joining the twin
beds you can get an additional bed.

Granduca double floor

The structure is composed of two floors, an upper floor that constitutes the plane of the cell, and a lower floor.

The two levels are divided by aluminium supports that guarantee at the same time lightness and stability.



690 l of available space

Large space available in the double floor that allows easy loading both from the inside and from the outside.

The locker is fitted at the front, with a capacity of **550 litres**.

At the entry of the cell, in the access step, there is a comfortable **shoe holder** of **35 litres**. Inside, the double floor is accessed through the **floor trapdoors** with a capacity of **105 litres**.

Upper Floor thickness for the 38mm cell, 20mm lower level for **greater thermal and acoustic insulation**.

Insulation Thermal and acoustic insulation.



Through locker
Volume 550 l



Volume 105 l

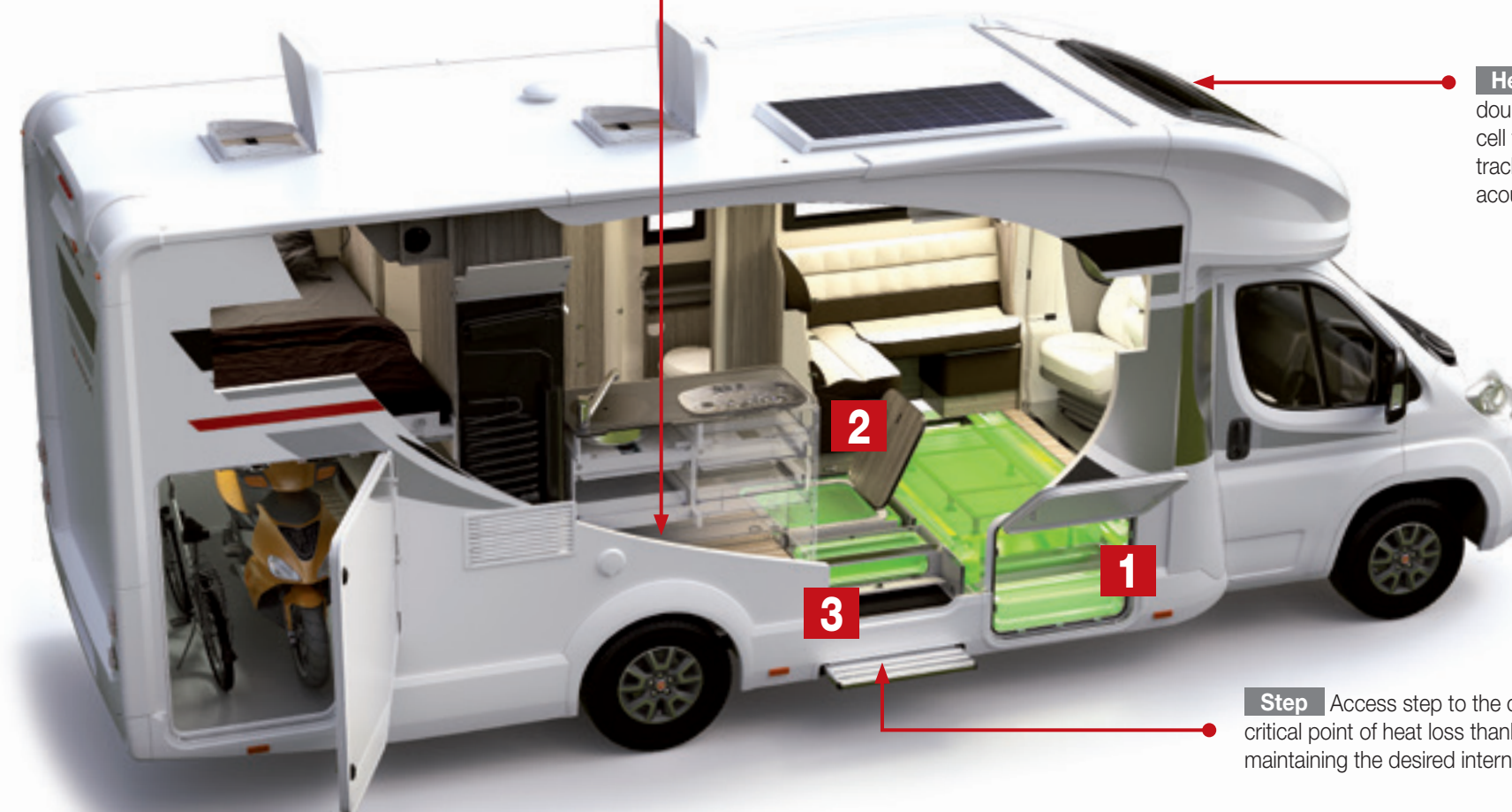


Volume 35 l

Height Internal height for the double floor - 190 mm - allows the cell floor to be moved away from the track for not only thermal but also acoustic insulation.

Coverage Lower and upper coverage in fibreglass.

Step Access step to the cell no longer constitutes a critical point of heat loss thanks to the two sandwich panels, maintaining the desired internal temperature constant.



Granduca plus external

Garage XXL with maximum loading capacity of 300 kg



Choose from 3 folding models with rear **centre** bed, **transverse** bed or **twin** beds. Available on **Fiat** mechanical structure.

► Windows Seitz



Rear view camera



Electric step

Lowered gas locker.

XL door, 620 mm useful load clearance with centralised, two-point locking and litter bin.

Open sky Panoramic roof standard.

Double flooring with front through locker.



TECHNOLOGY

Roof Fibreglass external and internal roof, extruded PVC in the contact areas, waterproof PS inserts, **thickness 31 mm.**

Wall in external and internal fibreglass, extruded plastic perimeter, **thickness 31 mm.**

Upper and lower fibreglass flooring, waterproof PS floor, extruded perimeter protection and PVC inner lining, **floor thickness for the cell 38 mm, lower floor 20 mm:**

- Insulation guaranteed by the extruded plastic perimeter
- Increased protection from the weather elements
- Total protection of the external flatbed in extruded material
- Higher structural resistance



6 year infiltration guarantee



Granduca plus internal

- Complete LED lighting
- Contour courtesy lights
- Uniform heating in the environments

Soft touch ceiling

Dinette

Choice for your customised dinette:

- Living area dinette with swivel seats that integrate into the living area.
- Face to face dinette.
- Large windows and rooflights for a bright dinette.
- Folding table.



Floor hatch



Sleeping area

- Slatted beds
- Large beds
- Maxi centre beds 1900x1400mm
- Breathable mattresses with slats
- Perimeter heating for sleeping area with twin beds
- Windows and rooflights for more light and ventilation
- Soft touch ceiling



Kitchen

- Choice of L-shaped and longitudinal kitchen
- Refrigerator with bottle compartment for up to 140 l bottles
- Three-burner hob with glass cover
- Drawers with cutlery tray
- Extraction baskets
- Equipped wall for storage
- LED lighting under the kitchen top and in the perimeter part of the external profile



Toilet

- Wooden furniture
- Large shower with double floor drain for faster water drainage
- Large wall cabinets and shelves
- Large mirrors with integrated lighting and rooflights
- Rigid partition door for shower
- Large shower with round shower head and handset
- Decorated shower panel and LED lighting.
- Partition door for toilet, living and sleeping area for separate environments.

The specifications on these pages can only refer to certain models in the range.

Granduca fabrics and materials

Pazal (Light-coloured imitation leather and fabric)

+ Kitchen top in laminate

+ Seat covers coordinated with the fabric upholstery

+ Ergonomic cushions

+ Soft-touch ceiling

+ Wall units with doors curved in polished laminate

+ Furniture in dark wood

+ Dinette table *a libro*

Granduca 267TL, 287TL closed 740x400 / open 740x800
Granduca 298 TL closed 900x400 / open 900x800

PAZAL

The specifications on these pages can only refer to certain models in the range.

Granduca all inclusive

Open sky



Rear view camera



Solar Panel



Double floor



Fly screen



FIAT MECHANICAL

- Esp
- Manual climate control system
- Driver and passenger airbags
- Cruise control
- Integrated antenna
- XL door, payload passage 620 mm
- Central two-point door
- Entry door fly screen
- Revolving seat with seat covers
- Bed slats
- Open sky, tetto panoramico
- Floor hatch
- Painted bumpers
- Rear view camera with monitor
- Solar panel
- 6-year warranty against infiltrations

XL door, payload passage 620 mm



Revolving seat with seat covers



environments
living and
sleeping



Granduca 267 TL, 287 TL



Granduca 267 TL, 287 TL



Granduca 267 TL, 287 TL



Granduca 267 TL



Granduca 298 TL



Granduca 298 TL



Granduca 267 TL, 287 TL



Granduca 267 TL, 287 TL





Granduca 267 TL



Granduca 267 TL, 287 TL, 298 TL



Granduca 298 TL



Granduca 298 TL



Granduca 267 TL, 287 TL

van livingstone

the choice of value and reliability

For more than 10 years, Roller Team has specialised in campervans, which are built in the factory in Paglieta (Abruzzo), an industrial centre of more than 28,000 m² which produces vans for all Europe for the Trigano group.

An established brand on the motorcaravan scene, today Roller Team also specialises in the production of outfitted vans.



+ insulation, + protection,
- noise.
The technology for interior insulation capable of ensuring complete protection for your campervan.

Under
Control

In safe hands with
motorcaravan
“UnderControl”.

Roller Team puts its own experience and expertise at the service of every van produced. A team dedicated to quality control and continuous improvements follows each motorcaravan throughout the production stage with inspections and tests from design to delivery.



Ok, today let's
do it like this:
single environment,
multiple space

All the space is designed with a view to maximum functionality, modularity and ease of use.



Campervan in the winter? Sure!

Those who say a campervan isn't right for winter holidays never tried a Livingstone. Roller Team campervans dispel this myth and offer everything you need for a problem-free holiday in cold climates.

+ insulation + protection - noise

ExPS Evo, the **exclusive technology** for **insulating the interior** of the **campervan** from **outside temperatures and noises** ensures better heat and acoustic insulation also thanks to the absence of thermal bridges with the outside.

Noise tests

relating to external agents (test carried out with calibrated sound meter and certified by the SIT centre) have also demonstrated that the noise perceived inside the campervan in the event of rain is lower than 37% in the dinette area and -30% in the rear area.

With Extreme Protection
System EVO
6-year guarantee
against infiltration!



Materials with excellent performance and appropriate construction solutions ensure that the Livingstone campervan has excellent insulation that makes it appropriate for summer and winter use. High performance is guaranteed by the use of material with high insulation performance, polyester fibre covered with a film of aluminium, covering the internal walls, ceiling, crossmembers, pillars and rear doors: **Total coverage.** The flexibility of the material allows it to be inserted in cavities as well. **Absence of thermal bridges.** **Uniform coverage** to promote constant internal temperatures.

Tests in climate chamber in accordance with the EN 1646-1 standard, according to which a vehicle brought to -15° must reach +20° in 4 hours, have demonstrated that ExPS Evo insulation: **Reduces the time** to reach pleasant temperatures inside the vehicle by 50%, even when starting from extremely cold conditions. **Increases the uniformity** of temperature inside the various areas of the campervan by more than 65%. **Maintains temperatures** with greater consistency and longer for more comfortable environments.

campervan in the winter? Sure!

Want even more?

Choose between the two additional equipments that enhances on-board comfort still further in the event of the coldest conditions, proving the product best suited to those who prefer certain colder destinations.

Winter Pack:

- ▶ Grey water tank insulated with a 15 mm layer of polyurethane.
- ▶ **Electrical probe with thermostat positioned close to drain valve.**
- ▶ Insulation of external water pipes.
- ▶ Insulation of external heating pipes.

Arctic Pack:


- ▶ **C6 combigas boosted heater**
- ▶ Thermal blind to protect side windows.
- ▶ **Thermal blind to protect dashboard.**
- ▶ Insulated rear curtain.

Exclusive equipment tested in the climate chamber: Livingstone equipped with Arctic Pack reached the target of the standard in 95 minutes!

Those who say a campervan isn't right for winter holidays never tried a Livingstone. Roller Team campervans dispel this myth and offer everything you need for a problem-free holiday in cold climates.

Same performance as a motorcaravan!

Roller Team has tested its campervans in the climate chamber, basing itself on the EN 1646-1 standard, according to which a vehicle brought to -15° must, once the heating systems have been activated, reach an internal temperature of 20° in 4 hours. Livingstone, in its basic configuration, fully satisfied the target at a little over 3 and a half hours, thus earning "grade 3" performance. The result is comparable to the performance of a medium motorhome (with length of 7.4 metres and rear central bed) which, with an internal volume double the campervan but very different build, bodywork and materials, reaches the target in the same time. **This is all possible** thanks to ExPS Evo technology, which makes Livingstone a van suited to winter use.



SunRoof panoramic roof

Crystal sun roof

Test in climatic chamber !

- ▶ **Test in climatic chamber** from -15°C to 40°C.
- ▶ **Thermal irradiation test** on the surface of the Sky Roof at 65°C; 75°C; 80°C; 85°C.
- ▶ **Low temperature test** (Freezing test -15°C) for control of possible formation of ice in the perimeter of the glass and any damage or malfunction.
- ▶ **Vibration test** with simulation of 820 km on a special route (cobblestones).
- ▶ **Infiltration test** carried out during the tests at low temperatures and vibration.
- ▶ **Visual check** to identify any damage or deformations in the surfaces of the Sky roof.



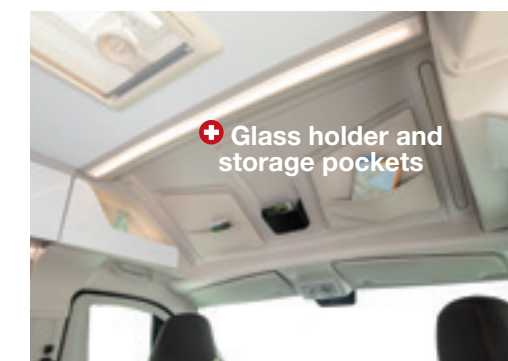
Vehicle in climate chamber



Optional in basic and Advance version

Sun roof panoramic roof.

- ▶ **Sun roof panoramic roof with external frame in black methacrylate and internal glazing in laminated glass with sun-proof silk-screen printing perimeter.**
- ▶ Increased strength, gloss and durability over time.
- ▶ **In the basic version comfort and practicality thanks to the storage pockets and the glass holder.**



ok, today let's do it like this!

Single environment, **multiple space.**

The form, furnishings and design choices **guarantee great living volume.**

All the space is designed with a view to maximum functionality, modularity and ease of use.

Livingstone DUO:

6 winning combinations!

The only motorvan that adapts its layout to your loading requirements.

- ▶ **1** Lift-up bed bases.
- ▶ **2** Three cupboards that can be removed separately.
- ▶ **3** Removable, adjustable-volume double floor.
- ▶ **4** Extra load, without taking up space



optimized interior space

Home-inspired kitchen


where everything is within arm's reach:

ergonomics and functionality are the keywords

Plenty of room for storage with three deep and stable bins, of which two can be completely extracted with soft-close function. The work top can be extracted easily and forms a level surface without steps. The refrigerators ensure autonomous operation by running on gas, 12 V or 230 W. Shoulder-height refrigerator column by the side of the kitchen to ensure optimal exploitation of the room underneath to make room for a large wardrobe.



USB ports in the day and night zone to recharge smartphones and tablets, right where you need them the most.



Indirect LED lighting

for a uniform and pleasant effect. LED spot lights for reading in the night zone without annoying your travel mates and for more direct light when it is very dark outside. LED technology for better lighting performance and energy saving - energy-efficiency, more autonomy, longer battery life.

Toilet Sliding or tipping wash basin which retracts into the wall. Handy for use only when it is needed. Extractable tap to be used also for the shower. Double drain in the floor: water flows out more easily.



Folding table with extension (Advance pack), which can be dismantled and used outside: comfort and legroom when seated, large surface during use.

Garages equipped for transporting larger items thanks to removable or lift-up beds. Under-bed storage.



Model 6: with central walk-on shower and double sliding blind to separate the areas according to use. Two removable rear lockers for greater storage, only when needed. Open the toilet door in front of the kitchen to create even more room for moving without steps.

Generous wardrobes with adequate interior dimensions to contain garments on hangers and with extra inside height. On some models, wardrobe positioned in lowered position under the refrigerator with large interior size..

Storage compartment under the floor of the dinette.



Extra side bed, where possible, like on Model 6 or Model 2, even the largest in its category.

livingstone

	Fiat		Toilet with integrated shower
	Length: 5.410 - 6.365 mm		Storage baskets underneath the rear bed
	Homologated seats 4		Combi diesel 4.000 W
	Berths 2 - 4 + 1		Electric step
	Transverse bed Bunk bed Twin beds		Open sky panoramic roof

Legend

Chassis
 Length
 Homologated seats
 Berths
 Sleeping area
 Toilet
 Stowage
 Heating
 External

K2

4
 2+1

5410

2

4
 2+1

5995

Discover the van closest to your needs

MODEL K2 - 2 - 4 - 5 - 6
MODELS DUO

2,3 MJ - 120/140/160/180 CV - 33 Light
 2,3 MJ - 120/140/160/180 CV - 35 Light

Optional - 35 Light - 35 HEAVY (no 120 cv)
 Optional - 35 HEAVY (no 120 cv)

4

4
 2+1

5995

6

4
 2+1

5995

DUO

4
 2+1

6365

5

4
 4+1

5995

70

71

Livingstone

designed and made by the specialist that makes only vans



Smart solutions cleverly arranged to exploit
all the possible space.

- ▶ **Optimised interior space:** hatch in the floor, rear storage spaces, equipped garage lockers, pull-up or removable beds, storage compartments, large overhead lockers.
- ▶ **There is a place for everything in the kitchen :** cutlery drawer, two fully extractable bins, extendible work top, double separate cooktop covers, extendible dinette table.
- ▶ Toilet with **extremely functional shower:** retractable or sliding washbasins, extractable taps, double drain.
- ▶ **The performance of a motorhome:** materials with excellent insulating properties and ideal constructive solutions ensure excellent insulation with “Level 3” performance in climatic chamber.





Livingstone 2



Livingstone 2, 4, 5, DUO



Livingstone K2



Livingstone 5



Livingstone 2



Livingstone 2, 5



Livingstone 2, 4, 5, DUO



Livingstone 2



Livingstone 2, 5, DUO



Livingstone 2

pack advance

The pinnacle of **excellence**, with even more equipment and design!

Dotazioni:

- ▶ Manual climate
- ▶ Passenger airbag
- ▶ Cruise Control
- ▶ Painted bumper
- ▶ Black front grille, headlight bezel and skid plate
- ▶ Panoramic skylight
- ▶ Electric step
- ▶ Pleated blind
- ▶ Seat covers
- ▶ Wooden shower platform
- ▶ Entrance door flyscreen



Design and style:

Kitchen with exclusive acrylic stone worktops: resistant to scratches, knocks and rubbing, easy to clean, antibacterial.

Sink with cover which can be used as chopping board or shelf. Acrylic stone backing to prevent liquids from dripping behind.




No sharp edges, rounded profiles in the kitchen, on wardrobes and overhead lockers.




LED lighting, light strips under the overhead lockers to illuminate the worktops and the dinette area, under the worktop to illuminate the open bins.

LED strip in the outer part of the kitchen useful when the dinette table is used outside in the evening.



Protective methacrylate shell on the back of the overhead locker and at the base of the kitchen block: attractive, unique and functional rain protection for when the side door is open.

Folding table. comfort and legroom when seated and on the road.





Livingstone 5 Advance



Livingstone 2, 4, 5, DUO Advance



Livingstone 5 Advance



Livingstone 2, 4, 5, 6, DUO Advance



Livingstone DUO Advance



Livingstone DUO Advance



Livingstone DUO Advance



Livingstone 2, 4, 5, 6, DUO Advance



livingstone fabrics and materials

You can choose between
3 types of upholstery

- Appeal (Standard ■)
- Martyn (Optional □)
- Laren (Optional □)



Martyn □



The specifications on these pages can only refer to certain models in the range.



Laren □

Appeal ■

Black front grille in the Advance Pack.

Table for explanatory use only of the available colours. For further specifications, please refer to the technical data sheets.

STANDARD ■ - OPTIONAL □



WHITE ■



GOLD □



IRON GREY □



CAMPOVOLO □



SILVER □



BLACK □





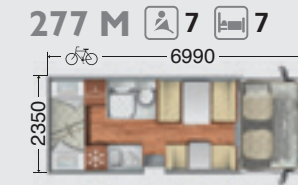


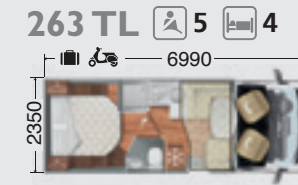
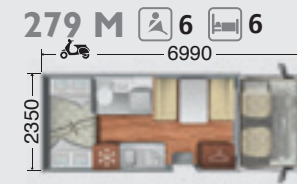

RED □

< 6.0 meters



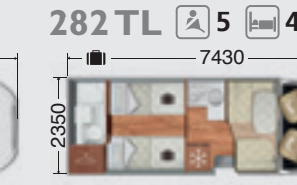





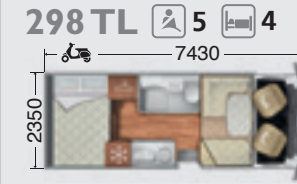

< 6.5 meters

< 7 meters

> 7 meters



models P



* By joining the twin beds you can get an additional bed (excluding 286 TL).

		low-profile			
		Zefiro	295 TL	298 TL	
CHASSIS	WEIGHT KG				
Mechanical unit	-	Ford Transit	Fiat Ducato	Ford Transit	Fiat Ducato
Engine, Power hp	-	2.0 TDI 130 CV	2.3 MJ 120 CV	2.0 TDI 130 CV	2.3 MJ 120 CV
Maximum technically permissible weight (Kg)	-	3500	3500	3500	3500
Weight unladen in running conditions (Kg)*	-	2925 / 3077	2888 / 3077	3005 / 3072	3005 / 3072
Payload*	-	423 / 575	423 / 612	428 / 495	428 / 495
Wheelbase (mm)	-	3750	3800	3954	3954
Wheels dimensions	-	16"	15"	16"	15"
Manual air conditioning	-	S	S	S	S
Driver and Passenger airbag	-	S	S	S	S
Cruise Control with speed limiter	-	S	S	S	S
ABS / ESC / Traction+	-	S / S / -	S / S / 0	S / S / -	S / S / 0
Swivelling driver* and passenger's seat / Cab seat covers	-	S / S	S / S	S / S	S / S
Radio bluetooth 2 DIN FIAT / FORD	3	- / S	- / 0	- / S	- / 0
DIMENSIONS AND PLACES					
External length (mm) / External width (mm)	-	6990 / 2350	6990 / 2350	7430 / 2350	7450 / 2350
External height(mm) / Internal height (mm)	-	2950 / 2080		2950 / 2080	
Homologated seats	-	5		5	
Berths	-	4 (5 OPT)		4 (5 OPT)	
Berths (optional dinette)	1	-		-	
Rear Bed (mm)	-	2160x1350(1200)		2070x1290	
Bed in Dinette (mm)	-	2160x900(500)		2160x890	
Overcab bed (mm)	-	-		-	
Elevating Bed (mm)	-	1900x1280(1070)		1900x1330(1240)	
Additional seat rear bed	-	-		-	
Locker (useful opening, mm)	-	1300x1020(720) 1300x1020(720)		1300x1020(720) 1300x1020(720)	
Max. internal garage height (mm)	-	1300		1300	
Floor / walls / roof thickness (mm)	-	54 / 31 / 31		54 / 31 / 31	
Floor / walls / roof material (mm)	-	VTR / VTR / VTR		VTR / VTR / VTR	
Fiberglass roof, hail-proof	-	S		S	
INSTALLATIONS					
Burners / Gas oven / Suction hood	-/14-15/-	3 / 0 / -		3 / 0 / -	
Tank capacity: clear water / wastewater (L)	-	20 (100) / 100		20 (100) / 100	
Automatic trivalent fridge (220V, 12V, gas) (L)	-	140		140	
Compressor refrigerator (L)	-	-		-	
Standard heating system	0 / 1	Combined Gas 4KW		Combined Gas 4KW	
Space for 2 gas bottles (tot. Max 15 Kg)	-	S		S	
Bathroom window (double opaque glass)	-	S		S	
Shower tray with double drain	-	S		S	
Integrated and isolated entry step	-	S		S	
Heated garage locker	-	S		S	
SKYLIGHT					
Panoramic roof - OPEN SKY (mm)	-	S (100x800)		S (100x800)	
Rear skylight (mm)	6	400x400 (0 700x500)		400x400 (0 700x500)	
Central skylight (mm)	6	400x400		400x400	
Dinette skylight (mm)	-	-		-	
Double-glazed windows with blind / mosquito net	-	S / S		S / S	
EQUIPMENTS					
Pleated cab blind	6	0		0	
Flex Space (rear bed height adjustment)	25	S		S	
Beds with staves	-	S		S	
Internal LED lightening	-	S		S	
EXTERIORS					
Rear camera	-	S		S	
Solar panel	-	S		S	
Entrance door with fixed window / Flyscreen for entrance door	-	S / S		S / S	
Entrance door with two central locking points	-	S		S	
Storage space on sideskirt (exterior part)	11	S		S	
Painted front bumper	-	S		S	

overcab-

277 M		279 M		284 M		290 M		295 M	
Ford Transit	Fiat Ducato	Ford Transit	Fiat Ducato	Ford Transit	Fiat Ducato	Ford Transit	Fiat Ducato	Ford Transit	Fiat Ducato
2.0 TDI 130 CV	2.3 MJ 120 CV	2.0 TDI 130 CV	2.3 MJ 120 CV	2.0 TDI 130 CV	2.3 MJ 120 CV	2.0 TDI 130 CV	2.3 MJ 120 CV	2.0 TDI 130 CV	2.3 MJ 120 CV
3500	3500	3500	3500	3500	3500	3500	3500	3500	3500
2890 / 2907	2878 / 2907	2935 / 2992	2998 / 3072	3025 / 3072	2908 / 2992	3015 / 3072	3008 / 3072	2935 / 2992	2935 / 2992
593 / 610	593 / 622	508 / 565	428 / 502	428 / 475	508 / 592	428 / 485	428 / 492	508 / 565	508 / 565
3954	4035	3750	4035	3954	3800	3954	4035	3750	3750
16"	15"	16"	15"	16"	15"	16"	15"	16"	15"
S	S	S	S	S	S	S	S	S	S
S	S	S	S	S	S	S	S	S	S
S	S	S	S	S	S	S	S	S	S
S / S / -	S / S / 0	S / S / -	S / S / 0	S / S / -	S / S / 0	S / S / -	S / S / 0	S / S / -	S / S / 0
S / S	S / S	S / S	S / S	S / S	S / S	S / S	S / S	S / S	S / S
- / S	- / 0	- / S	- / 0	- / S	- / 0	- / S	- / 0	- / S	- / 0
6990 / 2350	7450 / 2350	6990 / 2350	7330 / 2350	7450 / 2350	7450 / 2350	7430 / 2350	7450 / 2350	6990 / 2350	6970 / 2350
3200 / 2080		3200 / 2080		3200 / 2080		3200 / 2080		3200 / 2080	
7		6		5		5		6	
7		6		4 (5 OPT)		4 (5 OPT)		6	
-		-		0		0		S	
2120x800 - 2120x800		2160x1300(1120) - 2100x1100		1970x800-2220(2060)x800		2120x1890		2150x1280(1110)	
1860x1250-1630x650		1860x1250		2160x1160(540)		2120x1130(500)		1860x1250	
2090x1600		2090x1600		-		2090x1600		2090x1600	
-		-		-		-		-	
-		-		S		-		-	
1070x600		1300x1020(720)		1170x870(720)		1320x1370		1300x1020(720)	
1070x600		1300x1020(720)		1170x870(720)		1320x1370		1300x1020(720)	
1200		1380		1190		1430		1300	
54 / 31 / 31		54 / 31 / 31		54 / 31 / 31		54 / 31 / 31		54 / 31 / 31	
VTR / VTR / VTR		VTR / VTR / VTR		VTR / VTR / VTR		VTR / VTR / VTR		VTR / VTR / VTR	
S		S		S		S		S	
3 / 0 / -		3 / 0 / -		3 / 0 / -		3 / 0 / -		3 / 0 / -	
20 (100) / 100		110 (20) / 100		20 (100) / 100		20 (100) / 100		20 (100) / 100	
140		140		140		140		140	
-		-		-		-		-	
Combined Gas 4KW		Combined Gas 4KW		Combined Gas 4KW		Combined Gas 4KW		Combined Gas 4KW	
S		S		S		S		S	
S		S		S		S		S	
S		S		S		S		S	
S		S		S		S		S	
S		S		S		S		S	
0(800x600)		0(800x600)		0(800x600)		0(800x600)		0(800x600)	
400x400 (0 700x500)		400x400 (0 700x500)		400x400 (0 700x500)		400x400 (0 700x500)		400x400 (0 700x500)	
-		-		-		-		-	
400x400		400x400		400x400		400x400		400x400	
S / S		S / S		S / S		S / S		S / S	
0		0		0		0		0	
-		-		-		S		S	
S		S		S		S		S	
S		S		S		S		S	
S		S		S		S		S	
S		S		S		S		S	
S / S		S / S		S / S		S / S		S / S	
S		S		S		S		S	
S		S		S		S		S	
S		S		S		S		S	

motorhome					
265 INTEGRAL	267 INTEGRAL	274 INTEGRAL	284 INTEGRAL	287 INTEGRAL	295 INTEGRAL
Fiat Ducato 2.3 MJ 120 CV	Fiat Ducato 2.3 MJ 120 CV	Fiat Ducato 2.3 MJ 120 CV	Fiat Ducato 2.3 MJ 120 CV	Fiat Ducato 2.3 MJ 120 CV	Fiat Ducato 2.3 MJ 120 CV
3500	3500	3500	3500	3500	3500
2978 / 3157	2968 / 3072	2923 / 2988	2978 / 3157	2968 / 3072	2878 / 3077
343 / 522	428 / 532	512 / 577	343 / 522	428 / 532	423 / 622
4035	4035	4035	4035	4035	3800
15"	15"	15"	15"	15"	15"
S	S	S	S	S	S
S	S	S	S	S	S
S	S	S	S	S	S
S / S / 0	S / S / 0	S / S / 0	S / S / 0	S / S / 0	S / S / 0
S / S	S / S	S / S	S / S	S / S	S / S
- / 0	- / 0	- / 0	- / 0	- / 0	- / 0
7450 / 2350	7450 / 2350	7300 / 2350	7450 / 2350	7450 / 2350	6970 / 2350
2950 / 2080	2950 / 2080	2950 / 2080	2950 / 2080	2950 / 2080	2950 / 2080
5	5	6	5	5	5
4 (5 OPT)	4	6	4 (5 OPT)	4	4 (5 OPT)
0	-	-	0	-	-
1900x1500	1900x1500	2160x1000(840) - 2160x1000(840)	2200x800 - 1940x800	2000x800 - 2150x800	2160x1350(1200)
2120x540	-	2000x620 - 1890x650	2120x540	-	2160x900(500)
-	-	-	-	-	-
1900x1350	1900x1350	1900x1350	1900x1350	1900x1350	1900x1350
-	-	S	S	S	-
1170x870(720) - 720x870(720)	1170x870(720) - 720x870(720)	1000x670 - 1000x670	1170x870(720) - 1170x870(720)	1170x870(720) - 1170x870(720)	1300x1020(720) - 1300x1020(720)
1280	1280	1380	1190	1200	1300
54 / 31 / 31	54 / 31 / 31	54 / 31 / 31	54 / 31 / 31	54 / 31 / 31	54 / 31 / 31
VTR / VTR / VTR	VTR / VTR / VTR	VTR / VTR / VTR	VTR / VTR / VTR	VTR / VTR / VTR	VTR / VTR / VTR
S	S	S	S	S	S
3 / 0 / -	3 / 0 / -	3 / 0 / -	3 / 0 / -	3 / 0 / -	3 / 0 / -
20 (100) / 100	20 (100) / 100	20 (100) / 100	20 (100) / 100	20 (100) / 100	20 (100) / 100
140	140	140	140	140	140
-	-	-	-	-	-
Combined Gas 4KW	Combined Gas 4KW	Combined Gas 4KW	Combined Gas 4KW	Combined Gas 4KW	Combined Gas 4KW
S	S	S	S	S	S
S	S	S	S	S	S
S	S	S	S	S	S
S	S	S	S	S	S
S	S	S	S	S	S
-	-	-	-	-	-
400x400 (0 700x500)	400x400 (0 700x500)	400x400 (0 700x500)	400x400 (0 700x500)	400x400 (0 700x500)	400x400 (0 700x500)
700x500 (0 HEKI 3 960x655)	-	700x500 (0 HEKI 3 960x655)	700x500 (OPT HEKI 3 960x655)	-	700x500 (OPT HEKI 3 960x655)
-	700x500 (0 HEKI 3 960x655)	-	-	700x500 (0 HEKI 3 960x655)	-
S / S	S / S	S / S	S / S	S / S	S / S
S	S	S	S	S	S
-	S	-	-	-	S
S	S	S	S	S	S
S	S	S	S	S	S
S	S	S	S	S	S
S	S	S	S	S	S
S / S	S / S	S / S	S / S	S / S	S / S
S	S	S	S	S	S
S	S	S	S	S	S
S	S	S	S	S	S

(*) The values shown represent the minimum value of the vehicle in the basic configuration, and the maximum value that includes the maximum weight of accessories available and that can be installed in the basic configuration in the factory.

S= standard O=optional - = not available VTR: Fiberglass

low-profile				
Granduca		267 TL	287 TL	298 TL
CHASSIS	WEIGHT (kg)			
Mechanical unit	-	Fiat Ducato	Fiat Ducato	Fiat Ducato
Engine, Power hp	-	2.3 MJ 120 CV	2.3 MJ 120 CV	2.3 MJ 120 CV
Maximum technically permissible weight (Kg)	-	3500	3500	3500
Weight unladen in running conditions (Kg)	-	3103 / 3157	3103 / 3157	3103 / 3157
Payload*	-	343 / 397	343 / 397	343 / 397
Wheelbase (mm)	-	4035	4035	4035
Wheels dimensions	-	15"	15"	15"
Manual air conditionning	-	S	S	S
Driver and Passenger airbag	-	S	S	S
Cruise Control with speed limiter	-	S	S	S
Swivelling driver' and passenger's seat / Cab seat covers	-	S / S	S / S	S / S
Painted front bumper	-	S	S	S
DIMENSIONS AND PLACES				
External lenght (mm) / External width (mm)	-	7450 / 2350	7450 / 2350	7450 / 2350
External height(mm) / Internal height (mm)	-	3050 / 2080	3050 / 2080	3050 / 2080
Homologated seats	-	4	4	4
Berths	-	4	4	4
Rear Bed (mm)	-	1900x1500	2000x800 1940x800	2150x1350
Elevating Bed (mm)	-	1900x1280(1070)	1900x1280(1070)	1900x1330(1240)
Additional seat rear bed	-	-	S	-
Locker (useful opening, mm)	-	1170x870(720) 1170x870(720)	1170x870(720) 1170x870(720)	1300x1020(720) 1300x1020(720)
Max. internal garage height (mm)	-	1220	1190	1350
Floor / walls / roof thickness (mm)	-	38-22 / 31 / 31	38-22 / 31 / 31	38-22 / 31 / 31
Floor / walls / roof material (mm)	-	VTR / VTR / VTR	VTR / VTR / VTR	VTR / VTR / VTR
Fiberglass roof, hail-proof	-	S	S	S
INSTALLATIONS				
Burners / Gas oven / Suction hood	- / 14-15 / -	3 / 0 / -	3 / 0 / -	3 / 0 / -
Tank capacity: clear water / wastewater (L)	-	(20) 80 / 80	(20) 80 / 80	(20) 80 / 80
Automatic trivalent fridge (220V, 12V, gas) (L)	-	150	150	150
Standard heating system	0 / 1	Combined Gas 4KW	Combined Gas 4KW	Combined Gas 4KW
Space for 2 gas bottles (tot. Max 15 Kg)	-	S	S	S
Bathroom window (double opaque glass)	-	S	S	S
Shower tray with double drain	-	S	S	S
Integrated and isolated entry step	-	S	S	S
Heated garage locker	-	S	S	S
Technical double floor	-	S	S	S
SKYLIGHT				
Panoramic roof - OPEN SKY (mm)	-	S (1000x800)	S (1000x800)	S (1000x800)
Rear skylight (mm)	6	400x400 (0 700x500)	400x400 (0 700x500)	400x400 (0 700x500)
Central skylight (mm)	6	400x400	400x400	400x400
Double-glazed windows with blind / mosquito net	-	S	S	S
EQUIPMENTS				
Cab	-	S / O	S / O	S / O
Beds with staves	-	S	S	S
Internal LED lightening	-	S	S	S
EXTERIORS				
Rear camera	-	S	S	S
Solar panel	-	S	S	S
Entrance door with fixed window	-	S	S	S
Flyscreen for entrance door	-	S	S	S
Entrance door with two central locking points	-	S	S	S
External LED light	-	S	S	S

	Van	Livingstone K2	Livingstone 2	Livingstone 4	Livingstone 5	Livingstone 6	Livingstone DUO
CHASSIS	WEIGHT (kg)						
Mechanical unit	-	Fiat Ducato	Fiat Ducato	Fiat Ducato	Fiat Ducato	Fiat Ducato	Fiat Ducato
Engine, Power hp	-	2.3 MJ / 90(120) CV	2.3 MJ / 90(120) CV	2.3 MJ / 130(180) CV	2.3 MJ / 90(120) CV	2.3 MJ / 90(120) CV	2.3 MJ / 90(120) CV
Maximum technically permissible weight (Kg)	-	3300	3300	3300	3300	3300	3300
Weight unladen in running conditions (Kg)	-	2663 / 2773	2753 / 2853	2803 / 2903	2773 / 2873	2833 / 2883	2903 / 2983
Payload	-	395	345	545	345	345	335
Wheelbase (mm)	-	3450	4035	4035	4035	4035	4035
Maximum towable weight (kg)	-	2500	2500	2500	2500	2500	2500
Wheels dimensions	-	15"	15"	15"	15"	15"	15"
Driver and Passenger airbag	-	S / O	S / O	S / O	S / O	S / O	S / O
ABS / ESC / Traction+	-	S / S / O	S / S / O	S / S / O	S / S / O	S / S / O	S / S / O
Swivelling driver' and passenger's seat / Cab seat covers	- / 3	S / O	S / O	S / O	S / O	S / O	S / O
Painted cab / Metallic colour	-	WHITE/O	WHITE/O	WHITE/O	WHITE/O	WHITE/O	WHITE/O
DIMENSIONS AND PLACES							
External lenght (mm) / External width (mm)	-	5410 / 2050	6365 / 2050	5995 / 2050	5995 / 2050	5995 / 2050	5995 / 2050
External height(mm) / Internal height (mm)	-	2650 / 1890	2650 / 1890	2650 / 1890	2650 / 1890	2650 / 1890	2650 / 1890
Homologated seats	-	4	4	4	4	4	4
Berths	-	2	2+1	2+1	4+1	2+1	2+1
Rear Bed (mm)	-	1900x1330	1900x1440	1900x1440	1860x1440 - 1860x1320	1740x750 - 1900x620	1950x800 - 1900x800
Bed in Dinette (mm)	-	1400x450	1800x970	1800x970	1800x970	1750x900	1500x500
Beds with staves	-	S	S	S	S	S	S
INSTALLATIONS							
Burners	-	2	2	2	2	2	2
Tank capacity: clear water / wastewater (L)	-	90/90	100/90	100/90	100/90	100/90	100/90
trivalent fridge (220V, 12V, gas) (L)	-	-	80	140	80	-	80
Compressor fridge (L)	-	85	-	-	-	85	-
Standard heating system	-	4000Kw DIESEL	4000Kw DIESEL	4000Kw DIESEL	4000Kw DIESEL	4000Kw DIESEL	4000Kw DIESEL
Space for 2 gas bottles (tot. Max 7 Kg)	-	S	S	S	S	S	S
Bathroom window (double opaque glass)	-	S	S	S	S	S	S
Shower tray with double drain	-	S	-	S	-	-	-
Internal insulation material	-	ECOFIBER	ECOFIBER	ECOFIBER	ECOFIBER	ECOFIBER	ECOFIBER
Floor thickness (mm)	-	30	30	30	30	30	30
SKYLIGHT							
400x400 skylight (mm) with blind / mosquito net	-	2	2	2	2	2	2
700x500 skylight (mm) with blind / mosquito net	-	S	S	S	S	S	S
EQUIPMENTS							
Cab	-	S / O	S / O	S / O	S / O	S / O	S / O
Table extension in dinette	-	S	S	S	S	S	S

(*) The values shown represent the minimum value of the vehicle in the basic configuration, and the maximum value that includes the maximum weight of accessories available and that can be installed in the basic configuration in the factory.

S= standard O=optional - = not available VTR: Fiberglas

notes

The masses indicated in this catalogue refer to the provisions of European Directive 2007/46/EC.

MASS IN RUNNING ORDER

It includes the weight of the empty base vehicle, of the driver (75 kg), 100% of the fuel (60-l tank), fresh water (tank filled with 20 l while travelling), and a gas tank for living purposes (20 kg). The mass in running order, and consequently the payload and/or certified seats may vary depending on the accessories installed.

PAYLOAD

This consists of the difference between the maximum technically permissible laden mass and the mass in running order. It includes elements for living purposes, the transported passengers defined by the manufacturer (driver excluded), and the personal effects. The payload calculation is based on the following parameters: 75 kg for each passenger (driver excluded), 10 kg of baggage for each passenger and for the driver, 10 kg for each metre of length of the vehicle, plus the remaining payload, which can be used for the installation of accessories or for additional baggage. All masses and loads of the empty vehicle have a tolerance of +/- 5%, in compliance with Directive 2007/46/EC. Any optional equipment increases the mass in running order and decreases the payload. The weight of non-standard accessories is not included in the mass in running order indicated in this catalogue. Additional accessories and devices reduce the payload by a quantity equal to their weight; the incidence of the weight of the individual accessories is shown in the special column in the technical data sheets or can be requested at our dealers. In case certain accessories are installed (for example, additional elements such as coupling device or motorbike rack), the mass of these accessories will affect the payload, possibly reducing it along with the number of certified seats. Please make sure that the maximum loads on the axles and the maximum technically permissible load mass are not exceeded during the complete loading phase of the vehicle. The regulations and requirements of each country may entail changes in the characteristics of this table.

The number of certified seats may vary depending on the traffic regulations in force in each country.



Trigano S.p.A. operates with an Integrated Quality, Environment and Safety Management System. Certificate number: ISO14001: 2939; OHSAS18001: 1258; ISO9001: 11841

performance and safety start here

All Roller Team models are built on chassis specifically designed to be converted into motorhomes taking into account **mechanical performance and above all safety, comfort when travelling and when parked over time.**



The Ford Transit Chassis is equipped with a new Ford EcoBlue 2.0 TDCi engine, delivering from 130 to 170 hp of power for better performance and lower CO2 emissions. It is **Euro 6.2** compliant.



16" wheels
Cruise Control

Equipaggiato con un'ampia serie di tecnologie concepite **per una guida sicura in ogni situazione.**

ASR anti-slip system to limit loss of wheel grip.

ESP electronic stability program for correct vehicle trim.

ABS to prevent even minimal loss of control.

Standard driver and passenger **airbag.**

ESC electronic stability control system monitors vehicle handling to help the driver stay in control.



Adjustable **cab seats** which can revolve by 180°, with integrated armrest and head restraint, to find the best position.

Radio with controls on steering wheel. Plenty of room for bottles, telephones, maps and guides in the cab.

Optional equipment:

SelectShift six-speed automatic transmission for a relaxing driving experience. Not available for 4100 kg chassis with 1000 kg limit on tow hook. Possibility with 4100 kg chassis.

Features

- Specific frame for motorhomes with lowered centre of gravity for better access to the cell.
- Steel frame with side members and crossbars, flat and resistant, allows a perfect arrangement of the living unit.
- Extended rear track for greater road stability and interior living comfort.

Engineers on the basis of continual partnerships with manufacturers, Fiat Ducato is the perfect union of chassis and living pod. Plenty of features are provided to facilitate conversion, in addition to specific electrical system and cab designed with reinforced pillars and precut roof.



Headlights are positioned higher up: better light beam width on the road and reduced possibility of damage.

Chassis lowered by 15 cm. Lower height and more stability.

Tyres suitable for long stops and with low rolling resistance to reduce consumption.

The steering wheel has a typical automotive slant. It can be adjusted axially with a stroke of 50 mm.

The dashboard features bottle holders and storage compartments, both open and closed, integrated cup holder and container for smartphones or mp3 players.



Electronic Stability Control: Electronic system for vehicle stability. When necessary, it brakes and removes power to reduce speed. **It includes:**

- **Roll-over mitigation** reduces rolling and improves stability, even in curves.
- **LCA** (LoadAdaptiveControl) monitors load distribution and interacts with ESC.
- **ASR** (Anti Slip Regulation) to prevent wheel spin while starting.
- **MSR** (Motor-SchleppmomentRegelung) prevents loss of grip in the event of abrupt downshifts.
- **HBA** (HydraulicBrake Assistance) aids emergency braking.
- **Hill Holder** keeps the vehicle stationary during uphill starts Chassis.



Chassis Special

- Specific for motorhomes, with high torsion strength, lower to facilitate getting in and out, light and functional. With independent wheels and anti-roll bar as standard on the front and rear axles. Chassis lowered by 15 cm. Lower height and more stability.
- Wider rear track: 1980 mm, more stability and more room for the living pod.
- Captain chairs with integrated head restraint, wide backrest, improved side containment, double armrest. On pivoting plate, in addition to being adjustable in height and inclination, they can turn by 180° and once turned they can slide forwards to move closer to the dinette.

Many variants of **Motori Turbo-Diesel Euro 6.2**, securing high torque at high rpm for speedy acceleration, fuel efficiency running and low CO2 emissions. Chassis range: 3650 kg or 4250 kg or 4400 kg.

Radio aerial integrated in the rear-view mirrors.

You can choose among some options: Eco Pack St. for mechanics 160-180 hp OPT 140 hp.

- **Start&Stop system:** It helps reduce fuel consumption. It restarts automatically when the driver touches the accelerator pedal.
- **Smart alternator:** intelligent alternator that supplies only the necessary energy.
- **Electronic fuel pump:** for energy saving and high efficiency in the use of fuel.

Automatic transmission increases safety and your personal driving comfort with a reduction in consumption of up to 5%.

Under Control

Because we know that satisfying our customers depends greatly on the quality of our products.

Roller Team puts its **own experience** and expertise at the service of every motorcaravan produced and follows it throughout the production stage **with inspections and tests** from design to delivery that meet with European standards.

The same quality standards are demanded of suppliers: for the **most strategic** components, a check is carried out when the material is received and before it is used in production.



Checks in production stage

Test on operation of the gas pipes.

Check on operation and correct installation of the electrical systems.

Correct installation of the hydraulic systems.

Tests in research and development and prototyping stage

Specific testing in climate chamber to check the resistance, duration and performance of the materials selected at extremely high/low temperatures.

Performance tests on the components used: durability of mattresses, resistance to stress, reliability and compliance with European regulations in the design of the seatbelt unit.

Gas system inspection by certified staff according to the German DVGW protocol.

check 100
100 statistical checks on a percentage of the vehicles produced: aesthetic, functional, noise and fitting tests.



Test on finished product.

Electronic weighing of 100% of vehicles before delivery and written weight certification for end customer.

Waterproofing tests on 100% of the vehicles produced, before delivery.




ROLLER TEAM

TRIGANO SpA Loc.Cusona, 53037 - San Gimignano (Siena) Italy - Tel. +39 0577 6501 - info@rollerteam.it - www.rollerteam.it



NOTICE - All the information and photos shown herein are to be considered as merely indicative and do not constitute contractual specifications. Trigano S.p.A. reserves the right to make the technical and configuration changes considered appropriate to its vehicles and to change the equipment the vehicles are provided with at any time and with no official notice. Owing to the above, all the information concerning the specifications and equipment of every motorcaravan must be requested before purchase from the dealer, who, acting as sole point of reference, will confirm or rectify the data published herein, updating the customer on the actual features and equipment of the vehicle he/she is interested in and for which negotiations are ongoing. Trigano S.p.A. declines any liability concerning changes, including additions, and/or conversions made after the printing of this document and/or delivery of the vehicle. Weights and dimensions of vehicles and options are subject to change with a tolerance of +/- 5%, dimensions of vehicles with a tolerance of +/- 3%, according the Directive 2007/46/CE . Important note: Anything which is not included in the standard version of the vehicle, concerning both living quarters and chassis, entails an increase of the mass in running order, with the consequent reduction in the useful load up to the possible reduction in the number of certified seats in case the total weight exceeds the value of the available payload. The available payload consists in the difference between the maximum permissible weight and the mass in running order, with a tolerance of 5%. Therefore, during the purchase phase it is mandatory to carefully consider the weight of any optional equipment you wish to install on the vehicle. This weight is indicated in the specific item of the technical data on www.rollerteam.it. Hence, please remember that the laws in force do not allow the maximum permissible weight indicated in the specific item of the technical data sheets to be exceeded.

It is recommended that each user adjust the load and the number of passengers carried to the maximum technically permissible maximum mass of the vehicle. Fitting, removing or alterations carried out c/o unauthorised workshops may compromise your safety and at the same time lead to invalidation of the warranty.

The world Roller Team in a click. All the news in real time, special events, limited offers and much more. Go online now on your PC, tablet or smartphone and enjoy an on-line word of Roller Team: www.rollerteam.it

DEALER'S STAMP

