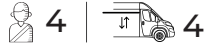


**FIAT**

**AL-KO**



## UPHOLSTERY



**PRESTIGE**  
Imitation leather  
Standard



**PRESTIGE BROWN**  
Imitation leather and fabric  
Optional

## PACK

**PACK MATIC 140 HP/180 CV**

140 HP /180 HP Engine, Automatic transmission, 16" glossy black alloy wheels, light suspensions

K-YACHT TEKNO LINE

-

**PACK EXTRA TECH**

Full digital cluster, automatic climate control, wireless charger, full LED headlights

S

**PACK PREMIUM**

2 DIN Apple Car Play /Android Auto radio, dual purpose rear view camera, 200 W solar panel + MPPT Controller

-

**PACK VISIO**

2 DIN Apple Car Play /Android Auto radio, dual purpose rear view camera

•

**PACK ARCTIC**

Truma Combi 6E, "Duo Control" gas regulator, heated windscreen (A-class), external covers, internal dashboard cover

•

**PACK EXTRA WARM**

Truma Combi 6E, "Duo Control" gas regulator, heated windscreen (A-class), external covers, internal dashboard cover, heated floor, insulated step

-

**PACK ENERGY**

Compressor fridge, two 100 Ah lithium batteries

-

**PACK OUTDOOR**

External gas connector, external TV /12 V /220 V connector, external shower

S

**PACK MEDIA**

Router Wi-fi, Smart TV

• TV 32"

K-YACHT TEKNO LINE 64	WEIGHT	MOTORHOME
<b>CHASSIS</b>		
Mechanical unit	--	Fiat Ducato
Al-Ko chassis	--	S
Engine, Power	--	2,2 MJ 140 HP
Automatic gearbox	--	S
Maximum technically permissible weight (kg)	--	3500
Weight unladen in running conditions (kg)	--	3088
Pay Load (Kg)	--	412
Wheelbase (mm)	--	3800
Maximum towable weight (kg)	--	2000
Wheels dimensions	--	16"
Fuel tank (L)	--	90
<b>DIMENSIONS, PLACES AND MATERIALS</b>		
Locker (useful opening, cm)	--	117 x 87(72) - 117 x 87(72)
Max. internal garage height (cm)	--	120
Floor / walls / roof thickness (cm)	--	3,8-2,2 / 3 / 3
Floor / walls / roof material (mm)	--	MTS / VTR / VTR
Fiberglass roof, hail-proof	--	S
<b>BERTHS</b>		
Rear Bed (cm)	--	195 x 83 - 191 x 83
Elevating Bed (cm)	--	190 x 145
Additional seat rear bed	--	S
Auxiliary bed in dinette	--	O
Dimensions Auxiliary bed in Dinette (cm)	1	216 x 99
<b>SKYLIGHTS</b>		
Panoramic roof (mm)	--	S (1000 x 800)
Rear skylight (mm)	--	S (700 x 500) / O (960 x 655)
Central skylight (mm)	--	S (400 x 400)
Dinette skylight (mm)	--	S (700 x 500)
Skylight toilette/shower (mm)	--	400 x 400 / -
400x400 skylight (mm) with fan	--	S
Double-glazed windows with blind / mosquito net	--	S
<b>INSTALLATIONS</b>		
Burners / Gas oven	--/14	3 / O
Tank capacity: clear water / wastewater (L*)	--	(20)145 / 135
Compressor fridge (L)	--	174
Standard heating system	--	Combi gas 6KW
Space for 2 gas bottles (tot. Max 15 Kg)	--	S
Shower tray with double drain	--	S
Integrated and isolated entry step	--	S / S
Heated garage locker	--	S
Storage compartment floor hatch	--	S
Technical double floor	--	S
Front through storage	--	S
<b>CHASSIS EQUIPMENTS</b>		
Automatic air conditioning	--	S
Driver and Passenger airbag	--	S
Cruise Control with speed limiter	--	S
ABS / ESC / Traction+	--	S / S / S
Swivelling driver' and passenger's seat	--	S
DRL (Day running light)	--	S
Fog lights	--	S
Leather steering wheel and gear knob	--	S
Full digital cluster	--	S
Tekhno dashboard	--	S
FULL LED front lights	--	S
Wireless charger	--	S
<b>BODY EQUIPMENTS</b>		
Pleated cab blind	--	S
Beds with staves	--	S
Swivelling LCD holder	--	S
Internal LED lightening	--	S
Premium Premium XL Entrance door with two central locking points	--	S
Flyscreen for sliding door	--	S
Strip opening with locker	--	S
External LED light	--	S
ABS skirts	--	S
Storage compartment built-in handles	--	S
External TV/12V/220V outlet	--	S
External gas outlet	--	S
External water outlet	--	S
<b>TECHNOLOGY EQUIPMENTS</b>		
i-NetX-System	--	S
Tekni-Box	--	S
Open door sensor	--	S
Double battery system	--	S

Measures in cm except where otherwise indicated  
S= standard O=optional - = not available  
VTR=Fiberglass MTS=multilayer

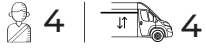
\*To increase the vehicle payload, when travelling it is possible to reduce the fresh water tank capacity to approx. 20 lt.

The mass in running order includes the weight of the empty base vehicle, of the driver (75 kg), 100% of the fuel (60-l tank), fresh water (tank filled with 20 l while travelling), and aluminium gas cylinders (max.15 kg) filled to 90% of their capacity, and tolerance specified in the type-approval (+/- 5%) (2007/46/EC). Anything not included in the standard version of the vehicle, both living unit and chassis, results in an increase in weight in running order with resulting decreased payload up to the possible reduction of approved seats in the case of the total weight for the available payload value. The available payloads result from the difference between maximum permissible mass and running order mass and have a tolerance of 5%. During the purchase phase it is necessary to check the weight of the options to be installed on the vehicle.



**FIAT**

**AL-KO**



## UPHOLSTERY



**PRESTIGE**  
Imitation leather  
Standard



**PRESTIGE BROWN**  
Imitation leather and fabric  
Optional

## PACK

PACK	K-YACHT TEKNO LINE
<b>PACK MATIC 140 HP/180 CV</b> 140 HP /180 HP Engine, Automatic transmission, 16" glossy black alloy wheels, light suspensions	-
<b>PACK EXTRA TECH</b> Full digital cluster, automatic climate control, wireless charger, full LED headlights	S
<b>PACK PREMIUM</b> 2 DIN Apple Car Play /Android Auto radio, dual purpose rear view camera, 200 W solar panel + MPPT Controller	-
<b>PACK VISIO</b> 2 DIN Apple Car Play /Android Auto radio, dual purpose rear view camera	•
<b>PACK ARCTIC</b> Truma Combi 6E, "Duo Control" gas regulator, heated windscreen (A-class), external covers, internal dashboard cover	•
<b>PACK EXTRA WARM</b> Truma Combi 6E, "Duo Control" gas regulator, heated windscreen (A-class), external covers, internal dashboard cover, heated floor, insulated step	-
<b>PACK ENERGY</b> Compressor fridge, two 100 Ah lithium batteries	-
<b>PACK OUTDOOR</b> External gas connector, external TV /12 V /220 V connector, external shower	S
<b>PACK MEDIA</b> Router Wi-fi, Smart TV	• TV 32"

S = STANDARD    - = NOT AVAILABLE    • = OPTIONAL

K-YACHT TEKNO LINE 86	WEIGHT	MOTORHOME
<b>CHASSIS</b>		
Mechanical unit	--	Fiat Ducato
Al-Ko chassis	--	S
Engine, Power	--	2,2 MJ 140 HP
Automatic gearbox	--	S
Maximum technically permissible weight (kg)	--	3500
Weight unladen in running conditions (kg)	--	3138
Pay Load (Kg)	--	362
Wheelbase (mm)	--	4035
Maximum towable weight (kg)	--	2000
Wheels dimensions	--	16"
Fuel tank (L)	--	90
<b>DIMENSIONS, PLACES AND MATERIALS</b>		
Locker (useful opening, cm)	--	112X87(72) - 112X87(72)
Max. internal garage height (cm)	--	112
Floor / walls / roof thickness (cm)	--	3,8-2,2 / 3 / 3
Floor / walls / roof material (mm)	--	MTS / VTR / VTR
Fiberglass roof, hail-proof	--	S
<b>BERTHS</b>		
Rear Bed (cm)	--	213 x 80 - 200 x 81
Elevating Bed (cm)	--	190 x 145
Additional seat rear bed	--	S
Auxiliary bed in dinette	--	O
Dimensions Auxiliary bed in Dinette (cm)	1	216 x 100
<b>SKYLIGHTS</b>		
Panoramic roof (mm)	--	S (1000 x 800)
Rear skylight (mm)	--	S (700 x 500) / O (960 x 655)
Central skylight (mm)	--	S (400 x 400)
Dinette skylight (mm)	--	S (700 x 500)
Skylight toilette/shower (mm)	--	400 x 400 / 400 x 400
400x400 skylight (mm) with fan	--	S
Double-glazed windows with blind / mosquito net	--	S
<b>INSTALLATIONS</b>		
Burners / Gas oven	--/14	3 / O
Tank capacity: clear water / wastewater (L*)	--	(20)145 / 135
Compressor fridge (L)	--	174
Standard heating system	--	Combi gas 6KW
Space for 2 gas bottles (tot. Max 15 Kg)	--	S
Shower tray with double drain	--	S
Integrated and isolated entry step	--	S / S
Heated garage locker	--	S
Storage compartment floor hatch	--	S
Technical double floor	--	S
Front through storage	--	S
<b>CHASSIS EQUIPMENTS</b>		
Automatic air conditioning	--	S
Driver and Passenger airbag	--	S
Cruise Control with speed limiter	--	S
ABS / ESC / Traction+	--	S / S / S
Swivelling driver' and passenger's seat	--	S
DRL (Day running light)	--	-
Fog lights	--	S
Leather steering wheel and gear knob	--	S
Full digital cluster	--	S
Tekhno dashboard	--	S
FULL LED front lights	--	S
Wireless charger	--	S
<b>BODY EQUIPMENTS</b>		
Pleated cab blind	--	S
Beds with staves	--	S
Swivelling LCD holder	--	S
Internal LED lightening	--	S
Premium XL Entrance door with two central locking points	--	S
Flyscreen for sliding door	--	S
Strip opening with locker	--	S
External LED light	--	S
ABS skirts	--	S
Storage compartment built-in handles	--	S
External gas outlet	--	S
External water outlet	--	S
External TV/12V/220V outlet	--	S
<b>TECHNOLOGY EQUIPMENTS</b>		
i-NetX-System	--	S
Tekni-Box	--	S
Open door sensor	--	S
Double battery system	--	S

Measures in cm except where otherwise indicated  
S= standard O=optional - = not available  
VTR=Fiberglass MTS=multilayer

\*To increase the vehicle payload, when travelling it is possible to reduce the fresh water tank capacity to approx. 20 lt.

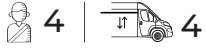
The mass in running order includes the weight of the empty base vehicle, of the driver (75 kg), 100% of the fuel (60-l tank), fresh water (tank filled with 20 l while travelling), and aluminium gas cylinders (max.15 kg) filled to 90% of their capacity, and tolerance specified in the type-approval (+/- 5%) (2007/46/EC). Anything not included in the standard version of the vehicle, both living unit and chassis, results in an increase in weight in running order with resulting decreased payload up to the possible reduction of approved seats in the case of the total weight for the available payload value. The available payloads result from the difference between maximum permissible mass and running order mass and have a tolerance of 5%. During the purchase phase it is necessary to check the weight of the options to be installed on the vehicle.





**FIAT**

**AL-KO**



## UPHOLSTERY



**PRESTIGE**  
Imitation leather  
Standard



**PRESTIGE BROWN**  
Imitation leather and fabric  
Optional

## PACK

**PACK MATIC 140 HP/180 CV**

140 HP / 180 HP Engine, Automatic transmission, 16" glossy black alloy wheels, light suspensions

**PACK EXTRA TECH**

Full digital cluster, automatic climate control, wireless charger, full LED headlights

**PACK PREMIUM**

2 DIN Apple Car Play / Android Auto radio, dual purpose rear view camera, 200 W solar panel + MPPT Controller

**PACK VISIO**

2 DIN Apple Car Play / Android Auto radio, dual purpose rear view camera

**PACK ARCTIC**

Truma Combi 6E, "Duo Control" gas regulator, heated windscreen (A-class), external covers, internal dashboard cover

**PACK EXTRA WARM**

Truma Combi 6E, "Duo Control" gas regulator, heated windscreen (A-class), external covers, internal dashboard cover, heated floor, insulated step

**PACK ENERGY**

Compressor fridge, two 100 Ah lithium batteries

**PACK OUTDOOR**

External gas connector, external TV / 12 V / 220 V connector, external shower

**PACK MEDIA**

Router Wi-fi, Smart TV

## K-YACHT TEKNO LINE

PACK	K-YACHT TEKNO LINE
<b>PACK MATIC 140 HP/180 CV</b> 140 HP / 180 HP Engine, Automatic transmission, 16" glossy black alloy wheels, light suspensions	-
<b>PACK EXTRA TECH</b> Full digital cluster, automatic climate control, wireless charger, full LED headlights	S
<b>PACK PREMIUM</b> 2 DIN Apple Car Play / Android Auto radio, dual purpose rear view camera, 200 W solar panel + MPPT Controller	-
<b>PACK VISIO</b> 2 DIN Apple Car Play / Android Auto radio, dual purpose rear view camera	•
<b>PACK ARCTIC</b> Truma Combi 6E, "Duo Control" gas regulator, heated windscreen (A-class), external covers, internal dashboard cover	•
<b>PACK EXTRA WARM</b> Truma Combi 6E, "Duo Control" gas regulator, heated windscreen (A-class), external covers, internal dashboard cover, heated floor, insulated step	-
<b>PACK ENERGY</b> Compressor fridge, two 100 Ah lithium batteries	-
<b>PACK OUTDOOR</b> External gas connector, external TV / 12 V / 220 V connector, external shower	S
<b>PACK MEDIA</b> Router Wi-fi, Smart TV	• TV 32"

S = STANDARD    - = NOT AVAILABLE    • = OPTIONAL

K-YACHT TEKNO LINE 90	WEIGHT	MOTORHOME
<b>CHASSIS</b>		
Mechanical unit	--	Fiat Ducato
Al-Ko chassis	--	S
Engine, Power	--	2,2 MJ 140 HP
Automatic gearbox	--	S
Maximum technically permissible weight (kg)	--	3500
Weight unladen in running conditions (kg)	--	3138
Pay Load (Kg)	--	362
Wheelbase (mm)	--	4035
Maximum towable weight (kg)	--	2000
Wheels dimensions	--	16"
Fuel tank (L)	--	90
<b>DIMENSIONS, PLACES AND MATERIALS</b>		
Locker (useful opening, cm)	--	112X87(72) - 112X87(72)
Max. internal garage height (cm)	--	106
Floor / walls / roof thickness (cm)	--	3,8-2,2 / 3 / 3
Floor / walls / roof material (mm)	--	MTS / VTR / VTR
Fiberglass roof, hail-proof	--	S
<b>BERTHS</b>		
Rear Bed (cm)	--	190 x 150
Elevating Bed (cm)	--	190 x 145
Auxiliary bed in dinette	--	O
Dimensions Auxiliary bed in Dinette (cm)	1	216 x 100
<b>SKYLIGHTS</b>		
Panoramic roof (mm)	--	S (1000 x 800)
Rear skylight (mm)	--	S (700 x 500) / O (960 x 655)
Central skylight (mm)	--	S (400 x 400)
Dinette skylight (mm)	--	S (700 x 500)
Skylight toilette/shower (mm)	--	400 x 400 / -
400x400 skylight (mm) with fan	--	S
Double-glazed windows with blind / mosquito net	--	S
<b>INSTALLATIONS</b>		
Burners / Gas oven	-- / 14	3 / O
Tank capacity : clear water / wastewater (L*)	--	(20)145 / 135
Compressor fridge (L)	--	174
Standard heating system	--	Combi gas 6KW
Space for 2 gas bottles (tot. Max 15 Kg)	--	S
Shower tray with double drain	--	S
Integrated and isolated entry step	--	S / S
Heated garage locker	--	S
Storage compartment floor hatch	--	S
Technical double floor	--	S
Front through storage	--	S
<b>CHASSIS EQUIPMENTS</b>		
Automatic air conditioning	--	S
Driver and Passenger airbag	--	S
Cruise Control with speed limiter	--	S
ABS / ESC / Traction+	--	S / S / S
Swivelling driver' and passenger's seat	--	S
DRL (Day running light)	--	-
Fog lights	--	S
Leather steering wheel and gear knob	--	S
Full digital cluster	--	S
Tekhno dashboard	--	S
FULL LED front lights	--	S
Wireless charger	--	S
<b>BODY EQUIPMENTS</b>		
Pleated cab blind	--	S
Beds with staves	--	S
Swivelling LCD holder	--	S
Internal LED lightening	--	S
Premium XL Entrance door with two central locking points	--	S
Flyscreen for sliding door	--	S
Strip opening with locker	--	S
External LED light	--	S
ABS skirts	--	S
Storage compartment built-in handles	--	S
External gas outlet	--	S
External water outlet	--	S
External TV/12V/220V outlet	--	S
<b>TECHNOLOGY EQUIPMENTS</b>		
i-NetX-System	--	S
Tekni-Box	--	S
Open door sensor	--	S
Double battery system	--	S

Measures in cm except where otherwise indicated  
S= standard O=optional - = not available  
VTR=Fiberglass MTS=multilayer

\*To increase the vehicle payload, when travelling it is possible to reduce the fresh water tank capacity to approx. 20 lt.

The mass in running order includes the weight of the empty base vehicle, of the driver (75 kg), 100% of the fuel (60-l tank), fresh water (tank filled with 20 l while travelling), and aluminium gas cylinders (max.15 kg) filled to 90% of their capacity, and tolerance specified in the type-approval (+/- 5%) (2007/46/EC). Anything not included in the standard version of the vehicle, both living unit and chassis, results in an increase in weight in running order with resulting decreased payload up to the possible reduction of approved seats in the case of the total weight for the available payload value. The available payloads result from the difference between maximum permissible mass and running order mass and have a tolerance of 5%. During the purchase phase it is necessary to check the weight of the options to be installed on the vehicle.



**FIAT**


4 | 
 3 | 
 4



## UPHOLSTERY



**PRESTIGE**  
Imitation leather  
Standard



**PRESTIGE BROWN**  
Imitation leather and fabric  
Optional

## PACK

### PACK MATIC 140 HP/180 CV

140 HP / 180 HP Engine, Automatic transmission, 16" glossy black alloy wheels, light suspensions

**KROSSER**

•

### PACK EXTRA TECH

Full digital cluster, automatic climate control, wireless charger, full LED headlights

•

### PACK PREMIUM

2 DIN Apple Car Play / Android Auto radio, dual purpose rear view camera, 200 W solar panel + MPPT Controller

-

### PACK VISIO

2 DIN Apple Car Play / Android Auto radio, dual purpose rear view camera

•

### PACK ARCTIC

Truma Combi 6E, "Duo Control" gas regulator, heated windscreen (A-class), external covers, internal dashboard cover

•

### PACK EXTRA WARM

Truma Combi 6E, "Duo Control" gas regulator, heated windscreen (A-class), external covers, internal dashboard cover, heated floor, insulated step

-

### PACK ENERGY

Compressor fridge, two 100 Ah lithium batteries

-

### PACK OUTDOOR

External gas connector, external TV / 12 V / 220 V connector, external shower

-

### PACK MEDIA

Router Wi-fi, Smart TV

• TV 32"

S = STANDARD    - = NOT AVAILABLE    • = OPTIONAL

KROSSER 64	WEIGHT	ELEVATING BED	LOW-PROFILE
<b>CHASSIS</b>			
Mechanical unit	--	Fiat Ducato	Fiat Ducato
Engine, Power	--	2,2 MJ 140 HP	2,2 MJ 140 HP
Maximum technically permissible weight (kg)	--	3500	3500
Weight unladen in running conditions (kg)	--	3070	3070
Pay Load (Kg)	--	430	430
Wheelbase (mm)	--	3800	3800
Maximum towable weight (kg)	--	2000	2000
Wheels dimensions	--	16"	16"
Fuel tank (L)	--	90	90
<b>DIMENSIONS, PLACES AND MATERIALS</b>			
Locker (useful opening, cm)	--	117 x 87(72) - 117 x 87(72)	117 x 87(72) - 117 x 87(72)
Max. internal garage height (cm)	--	119	119
Floor /walls / roof thickness (cm)	--	3,8-2,2 / 3 / 3	3,8-2,2 / 3 / 3
Floor /walls / roof material (mm)	--	MTS / VTR / VTR	MTS / VTR / VTR
Fiberglass roof, hail-proof	--	S	S
<b>BERTHS</b>			
Rear Bed (cm)	--	197 x 78 / 197 x 78	197 x 78 / 197 x 78
Elevating Bed (cm)	--	190 x 128(107)	-
Additional seat rear bed	--	S	S
Auxiliary bed in dinette	--	-	S
Dimensions Auxiliary bed in Dinette (cm)	--	-	216 x 99(63)
<b>SKYLIGHTS</b>			
Panoramic roof (mm)	--	S (1000 x 800)	S (1000 x 800)
Rear skylight (mm)	--	S (700 x 500)	S (700 x 500)
Central skylight (mm)	--	S (400 x 400)	S (400 x 400)
Dinette skylight	--	-	S (960x655)
Skylight toilette/shower (mm)	--	400 x 400 / -	400 x 400 / -
400x400 skylight (mm) with fan	--	S	S
Double-glazed windows with blind / mosquito net	--	S	S
<b>INSTALLATIONS</b>			
Burners / Gas oven	--/14	3 / O	3 / O
Tank capacity : clear water / wastewater (L*)	--	(20)145 / 135	(20)145 / 135
Compressor fridge (L)	--	174	174
Standard heating system	--	Combi gas 6KW	Combi gas 6KW
Space for 2 gas bottles (tot. Max 15 Kg)	--	S	S
Integrated and isolated entry step	--	S / S	S / S
Heated garage locker	--	S	S
Storage compartment floor hatch	--	S	S
Technical double floor	--	S	S
Front through storage	--	S	S
<b>CHASSIS EQUIPMENTS</b>			
Manual air conditioning	--	S	S
Driver and Passenger airbag	--	S	S
Cruise Control with speed limiter	--	S	S
ABS / ESC / Traction+	--	S	S
Swivelling driver' and passenger's seat	--	S / S / S	S / S / S
Cab seat covers	--	S	S
Painted front bumper	--	S	S
Fog lights	--	S	S
Electric handbrake	--	S	S
TPMS	--	S	S
Techno dashboard	--	S	S
Leather steering wheel and gear box	--	S	S
<b>BODY EQUIPMENTS</b>			
Pleated cab blind	--	S	S
<b>Bed with staves</b>			
Swivelling LCD holder	--	S	S
Internal LED lightening	--	S	S
Premium XL Entrance door with two central locking points	--	S	S
Flyscreen for sliding door	--	S	S
Strip opening with locker	--	S	S
External LED light	--	S	S
Storage compartment built-in handles	--	S	S
<b>TECHNOLOGY EQUIPMENTS</b>			
i-NetX-System	--	S	S
Tekni-Box	--	S	S
Open door sensor	--	S	S
Double battery system	--	S	S

Measures in cm except where otherwise indicated  
S= standard O=optional - = not available  
VTR=Fiberglass MTS=multilayer

\*To increase the vehicle payload, when travelling it is possible to reduce the fresh water tank capacity to approx. 20 lt.

The mass in running order includes the weight of the empty base vehicle, of the driver (75 kg), 100% of the fuel (60-l tank), fresh water (tank filled with 20 l while travelling), and aluminium gas cylinders (max.15 kg) filled to 90% of their capacity, and tolerance specified in the type-approval (+/- 5%) (2007/46/EC). Anything not included in the standard version of the vehicle, both living unit and chassis, results in an increase in weight in running order with resulting decreased payload up to the possible reduction of approved seats in the case of the total weight for the available payload value. The available payloads result from the difference between maximum permissible mass and running order mass and have a tolerance of 5%. During the purchase phase it is necessary to check the weight of the options to be installed on the vehicle.





**FIAT**

4 | 
 3 | 
 4



## UPHOLSTERY



**PRESTIGE**  
Imitation leather  
Standard



**PRESTIGE BROWN**  
Imitation leather and fabric  
Optional

## PACK

### KROSSER

**PACK MATIC 140 HP/180 CV**

140 HP / 180 HP Engine, Automatic transmission, 16" glossy black alloy wheels, light suspensions

•

**PACK EXTRA TECH**

Full digital cluster, automatic climate control, wireless charger, full LED headlights

•

**PACK PREMIUM**

2 DIN Apple Car Play / Android Auto radio, dual purpose rear view camera, 200 W solar panel + MPPT Controller

-

**PACK VISIO**

2 DIN Apple Car Play / Android Auto radio, dual purpose rear view camera

•

**PACK ARCTIC**

Truma Combi 6E, "Duo Control" gas regulator, heated windscreen (A-class), external covers, internal dashboard cover

•

**PACK EXTRA WARM**

Truma Combi 6E, "Duo Control" gas regulator, heated windscreen (A-class), external covers, internal dashboard cover, heated floor, insulated step

-

**PACK ENERGY**

Compressor fridge, two 100 Ah lithium batteries

-

**PACK OUTDOOR**

External gas connector, external TV / 12 V / 220 V connector, external shower

-

**PACK MEDIA**

Router Wi-fi, Smart TV

• TV 32"

S = STANDARD    - = NOT AVAILABLE    • = OPTIONAL

KROSSER 86	WEIGHT	ELEVATING BED	LOW-PROFILE
<b>CHASSIS</b>			
Mechanical unit	--	Fiat Ducato	Fiat Ducato
Engine, Power	--	2,2 MJ 140 HP	2,2 MJ 140 HP
Maximum technically permissible weight (kg)	--	3500	3500
Weight unladen in running conditions (kg)	--	3100	3100
Pay Load (Kg)	--	400	400
Wheelbase (mm)	--	4035	4035
Maximum towable weight (kg)	--	2000	2000
Wheels dimensions	--	16"	16"
Fuel tank (L)	--	90	90
<b>DIMENSIONS, PLACES AND MATERIALS</b>			
Locker (useful opening, cm)	--	117 x 87(72) - 117 x 87(72)	117 x 87(72) - 117 x 87(72)
Max. internal garage height (cm)	--	118,5	118,5
Floor /walls / roof thickness (cm)	--	3,8-2,2 / 3 / 3	3,8-2,2 / 3 / 3
Floor /walls / roof material (mm)	--	MTS / VTR / VTR	MTS / VTR / VTR
Fiberglass roof, hail-proof	--	S	S
<b>BERTHS</b>			
Rear Bed (cm)	--	213x80 - 200x81	213x80 - 200x81
Elevating Bed (cm)	--	190 x 128(107)	-
Additional seat rear bed	--	S	S
Auxiliary bed in dinette	--	-	S
Dimensions Auxiliary bed in Dinette (cm)	--	-	216 x 99
<b>SKYLIGHTS</b>			
Panoramic roof (mm)	--	S (1000 x 800)	S (1000 x 800)
Rear skylight (mm)	--	S (700 x 500) / O (960 x 655)	S (700 x 500) / O (960 x 655)
Central skylight (mm)	--	S (400 x 400)	S (400 x 400)
Dinette skylight	--	-	S (960x655)
Skylight toilette/shower (mm)	--	400 x 400 / 400 x 400	400 x 400 / 400 x 400
400x400 skylight (mm) with fan	--	S	S
Double-glazed windows with blind / mosquito net	--	S	S
<b>INSTALLATIONS</b>			
Burners / Gas oven	--/14	3 / O	3 / O
Tank capacity : clear water / wastewater (L*)	--	(20)145 / 135	(20)145 / 135
Compressor fridge (L)	--	174	174
Standard heating system	--	Combi gas 6KW	Combi gas 6KW
Space for 2 gas bottles (tot. Max 15 Kg)	--	S	S
Integrated and isolated entry step	--	S / S	S / S
Heated garage locker	--	S	S
Storage compartment floor hatch	--	S	S
Technical double floor	--	S	S
Front through storage	--	S	S
<b>CHASSIS EQUIPMENTS</b>			
Manual air conditioning	--	S	S
Driver and Passenger airbag	--	S	S
Cruise Control with speed limiter	--	S	S
ABS / ESC / Traction+	--	S	S
Swivelling driver' and passenger's seat	--	S / S / S	S / S / S
Cab seat covers	--	S	S
Painted front bumper	--	S	S
Fog lights	--	S	S
Electric handbrake	--	S	S
TPMS	--	S	S
Techno dashboard	--	S	S
Leather steering wheel and gear box	--	S	S
<b>BODY EQUIPMENTS</b>			
Pleated cab blind	--	S	S
Beds with staves	--		
Swivelling LCD holder	--	S	S
Internal LED lightening	--	S	S
Premium XL Entrance door with two central locking points	--	S	S
Flyscreen for sliding door	--	S	S
Strip opening with locker	--	S	S
External LED light	--	S	S
Storage compartment built-in handles	--	S	S
<b>TECHNOLOGY EQUIPMENTS</b>			
i-NetX-System	--	S	S
Tekni-Box	--	S	S
Open door sensor	--	S	S
Double battery system	--	S	S
Sensore segnalazione porta aperta	--	S	S

Measures in cm except where otherwise indicated  
S= standard O=optional - = not available  
VTR=Fiberglass MTS=multilayer

\*To increase the vehicle payload, when travelling it is possible to reduce the fresh water tank capacity to approx. 20 lt.

The mass in running order includes the weight of the empty base vehicle, of the driver (75 kg), 100% of the fuel (60-l tank), fresh water (tank filled with 20 l while travelling), and aluminium gas cylinders (max.15 kg) filled to 90% of their capacity, and tolerance specified in the type-approval (+/- 5%) (2007/46/EC). Anything not included in the standard version of the vehicle, both living unit and chassis, results in an increase in weight in running order with resulting decreased payload up to the possible reduction of approved seats in the case of the total weight for the available payload value. The available payloads result from the difference between maximum permissible mass and running order mass and have a tolerance of 5%. During the purchase phase it is necessary to check the weight of the options to be installed on the vehicle.



**FIAT**



## UPHOLSTERY



**PRESTIGE**  
Imitation leather  
Standard



**PRESTIGE BROWN**  
Imitation leather and fabric  
Optional

## PACK

### PACK MATIC 140 HP/180 CV

140 HP / 180 HP Engine, Automatic transmission, 16" glossy black alloy wheels, light suspensions

**KROSSER**

•

### PACK EXTRA TECH

Full digital cluster, automatic climate control, wireless charger, full LED headlights

•

### PACK PREMIUM

2 DIN Apple Car Play / Android Auto radio, dual purpose rear view camera, 200 W solar panel + MPPT Controller

-

### PACK VISIO

2 DIN Apple Car Play / Android Auto radio, dual purpose rear view camera

•

### PACK ARCTIC

Truma Combi 6E, "Duo Control" gas regulator, heated windscreen (A-class), external covers, internal dashboard cover

•

### PACK EXTRA WARM

Truma Combi 6E, "Duo Control" gas regulator, heated windscreen (A-class), external covers, internal dashboard cover, heated floor, insulated step

-

### PACK ENERGY

Compressor fridge, two 100 Ah lithium batteries

-

### PACK OUTDOOR

External gas connector, external TV / 12 V / 220 V connector, external shower

-

### PACK MEDIA

Router Wi-fi, Smart TV

• TV 32"

KROSSER 90	WEIGHT	ELEVATING BED	LOW-PROFILE
<b>CHASSIS</b>			
Mechanical unit	--	Fiat Ducato	Fiat Ducato
Engine, Power	--	2,2 MJ 140 HP	2,2 MJ 140 HP
Maximum technically permissible weight (kg)	--	3500	3500
Weight unladen in running conditions (kg)	--	3100	3100
Pay Load (Kg)	--	400	400
Wheelbase (mm)	--	4035	4035
Maximum towable weight (kg)	--	2000	2000
Wheels dimensions	--	16"	16"
Fuel tank (L)	--	90	90
<b>DIMENSIONS, PLACES AND MATERIALS</b>			
Locker (useful opening, cm)	--	117 x 87(72) - 117 x 87(72)	117 x 87(72) - 117 x 87(72)
Max. internal garage height (cm)	--	118,5	118,5
Floor /walls / roof thickness (cm)	--	3,8-2,2 / 3 / 3	3,8-2,2 / 3 / 3
Floor /walls / roof material (mm)	--	MTS / VTR / VTR	MTS / VTR / VTR
Fiberglass roof, hail-proof	--	S	S
<b>BERTHS</b>			
Rear Bed (cm)	--	190 x 150	190 x 150
Elevating Bed (cm)	--	190 x 128(107)	-
Additional seat rear bed	--	S	S
Auxiliary bed in dinette	--	-	S
Dimensions Auxiliary bed in Dinette (cm)	--	-	216 x 99
<b>SKYLIGHTS</b>			
Panoramic roof (mm)	--	S (1000 x 800)	S (1000 x 800)
Rear skylight (mm)	--	S (700 x 500) / O (960 x 655)	S (700 x 500) / O (960 x 655)
Central skylight (mm)	--	S (400 x 400)	S (400 x 400)
Dinette skylight	--	-	S (960x655)
Skylight toilette/shower (mm)	--	400 x 400 / 400 x 400	400 x 400 / 400 x 400
400x400 skylight (mm) with fan	--	S	S
Double-glazed windows with blind / mosquito net	--	S	S
<b>INSTALLATIONS</b>			
Burners / Gas oven	--/14	3 / O	3 / O
Tank capacity : clear water / wastewater (L*)	--	(20)145 / 135	(20)145 / 135
Compressor fridge (L)	--	174	174
Standard heating system	--	Combi gas 6KW	Combi gas 6KW
Space for 2 gas bottles (tot. Max 15 Kg)	--	S	S
Integrated and isolated entry step	--	S / S	S / S
Heated garage locker	--	S	S
Storage compartment floor hatch	--	S	S
Technical double floor	--	S	S
Front through storage	--	S	S
<b>CHASSIS EQUIPMENTS</b>			
Manual air conditioning	--	S	S
Driver and Passenger airbag	--	S	S
Cruise Control with speed limiter	--	S	S
ABS / ESC / Traction+	--	S	S
Swivelling driver' and passenger's seat	--	S / S / S	S / S / S
Cab seat covers	--	S	S
Painted front bumper	--	S	S
Fog lights	--	S	S
Electric handbrake	--	S	S
TPMS	--	S	S
Techno dashboard	--	S	S
Leather steering wheel and gear box	--	S	S
<b>BODY EQUIPMENTS</b>			
Pleated cab blind	--	S	S
Beds with staves	--		
Swivelling LCD holder	--	S	S
Internal LED lightening	--	S	S
Premium XL Entrance door with two central locking points	--	S	S
Flyscreen for sliding door	--	S	S
Strip opening with locker	--	S	S
External LED light	--	S	S
Storage compartment built-in handles	--	S	S
<b>TECHNOLOGY EQUIPMENTS</b>			
i-NetX-System	--	S	S
Tekni-Box	--	S	S
Open door sensor	--	S	S
Double battery system	--	S	S

Measures in cm except where otherwise indicated  
S= standard O=optional - = not available  
VTR=Fiberglass MTS=multilayer

\*To increase the vehicle payload, when travelling it is possible to reduce the fresh water tank capacity to approx. 20 lt.


The mass in running order includes the weight of the empty base vehicle, of the driver (75 kg), 100% of the fuel (60-l tank), fresh water (tank filled with 20 l while travelling), and aluminium gas cylinders (max.15 kg) filled to 90% of their capacity, and tolerance specified in the type-approval (+/- 5%) (2007/46/EC). Anything not included in the standard version of the vehicle, both living unit and chassis, results in an increase in weight in running order with resulting decreased payload up to the possible reduction of approved seats in the case of the total weight for the available payload value. The available payloads result from the difference between maximum permissible mass and running order mass and have a tolerance of 5%. During the purchase phase it is necessary to check the weight of the options to be installed on the vehicle.





**FIAT**

4 | 
 3 | 
 4



## UPHOLSTERY



### PRESTIGE

Imitation leather and fabric  
Standard



### PRESTIGE BROWN

Imitation leather  
Optional

## PACK

### PACK MATIC 140 HP/180 CV

140 HP / 180 HP Engine, Automatic transmission, 16" glossy black alloy wheels, light suspensions

### PACK EXTRA TECH

Full digital cluster, automatic climate control, wireless charger, full LED headlights

### PACK PREMIUM

2 DIN Apple Car Play / Android Auto radio, dual purpose rear view camera, 200 W solar panel + MPPT Controller

### PACK VISIO

2 DIN Apple Car Play / Android Auto radio, dual purpose rear view camera

### PACK ARCTIC

Truma Combi 6E, "Duo Control" gas regulator, heated windscreen (A-class), external covers, internal dashboard cover

### PACK EXTRA WARM

Truma Combi 6E, "Duo Control" gas regulator, heated windscreen (A-class), external covers, internal dashboard cover, heated floor, insulated step

### PACK ENERGY

Compressor fridge, two 100 Ah lithium batteries

### PACK OUTDOOR

External gas connector, external TV / 12 V / 220 V connector, external shower

### PACK MEDIA

Router Wi-fi, Smart TV

KEA P

•

•

•

-

-

•

•

•

• TV 24"

KEA P 86	WEIGHT	ELEVATING BED	LOW-PROFILE
<b>CHASSIS</b>			
Mechanical unit	--	Fiat Ducato	Fiat Ducato
Engine, Power	--	2,2 MJ 140 HP	2,2 MJ 140 HP
Maximum technically permissible weight (kg)	--	3500	3500
Weight unladen in running conditions (kg)	--	3030	3030
Pay Load (Kg)	--	470	470
Wheelbase (mm)	--	4035	4035
Maximum towable weight (kg)	--	2000	2000
Wheels dimensions	--	16"	16"
Fuel tank (L)	--	90	90
<b>DIMENSIONS, PLACES AND MATERIALS</b>			
Locker (useful opening, cm)	--	117 x 87(72) - 117 x 87(72)	117 x 87(72) - 117 x 87(72)
Max. internal garage height (cm)	--	119,5	119,5
Floor/walls/roof thickness (cm)	--	5,4 / 3 / 3	5,4 / 3 / 3
Floor/walls/roof material (mm)	--	MTS / VTR / VTR	MTS / VTR / VTR
Fiberglass roof, hail-proof	--	S	S
<b>BERTHS</b>			
Rear Bed (cm)	--	205 x 80 - 208,5 x 80	205 x 80 - 208,5 x 80
Elevating Bed (cm)	--	190 x 128(107)	-
Additional seat rear bed	--	S	S
Auxiliary bed in dinette	--	O	S
Dimensions Auxiliary bed in Dinette (cm)	1	216 x 98,6(80)	216 x 98,6(80)
<b>SKYLIGHTS</b>			
Panoramic roof (mm)	--	S (1000 x 800)	S (1000 x 800)
Rear skylight (mm)	--	S (700 x 500)	S (700 x 500)
Central skylight (mm)	--	S (400 x 400)	S (400 x 400)
Dinette skylight	--	-	S (960x655)
Skylight toilette/shower (mm)	--	400 x 400 / 280 X 280	400 x 400 / 280 X 280
Double-glazed windows with blind / mosquito net	--	S	S
<b>INSTALLATIONS</b>			
Burners / Gas oven	--/14	2 / O	2 / O
Tank capacity : clear water / wastewater (L*)	--	(20) 120 / 95	(20) 120 / 95
Automatic trivalent fridge ( 220V, 12V, gas ) (L)	--	145	145
Standard heating system	--	Combi gas 6KW	Combi gas 6KW
Space for 2 gas bottles (tot. Max 15 Kg)	--	S	S
Shower tray with double drain	--	S	S
Integrated and isolated entry step	--	S / O	S / O
Heated garage locker	--	S	S
Storage compartment floor hatch	--	S	S
<b>CHASSIS EQUIPMENTS</b>			
Manual air conditioning	--	S	S
Driver and Passenger airbag	--	S	S
Cruise Control with speed limiter	--	S	S
ABS / ESC / Traction+	--	S / S / S	S / S / S
Swivelling driver' and passenger's seat	--	S	S
Cab seat covers	--	S	S
Painted front bumper	--	S	S
Fog lights	--	S	S
Electric handbrake	--	S	S
TPMS	--	S	S
Techno dashboard	--	S	S
Leather steering wheel and gear box	--	S	S
<b>BODY EQUIPMENTS</b>			
Pleated cab blind	--	S	S
Beds with staves	--	S	S
Internal LED lightening	--	S	S
Premium XL Entrance door with two central locking points	--	S	S
Flyscreen for sliding door	--	S	S
Strip opening with locker	--	S	S
External LED light	--	S	S
<b>TECHNOLOGY EQUIPMENTS</b>			
Tekni-Box	--	S	S
Open door sensor	--	S	S
Double battery system	--	S	S

Measures in cm except where otherwise indicated  
S= standard O=optional - = not available  
VTR=Fiberglass MTS=multilayer

\*To increase the vehicle payload, when travelling it is possible to reduce the fresh water tank capacity to approx. 20 lt.

The mass in running order includes the weight of the empty base vehicle, of the driver (75 kg), 100% of the fuel (60-l tank), fresh water (tank filled with 20 l while travelling), and aluminium gas cylinders (max.15 kg) filled to 90% of their capacity, and tolerance specified in the type-approval (+/- 5%) (2007/46/EC). Anything not included in the standard version of the vehicle, both living unit and chassis, results in an increase in weight in running order with resulting decreased payload up to the possible reduction of approved seats in the case of the total weight for the available payload value. The available payloads result from the difference between maximum permissible mass and running order mass and have a tolerance of 5%. During the purchase phase it is necessary to check the weight of the options to be installed on the vehicle.



**FIAT**

4 | 
 3 | 
 4



## UPHOLSTERY



**PRESTIGE**  
Imitation leather and fabric  
Standard



**PRESTIGE BROWN**  
Imitation leather  
Optional

## PACK

**PACK MATIC 140 HP/180 CV**

140 HP / 180 HP Engine, Automatic transmission, 16" glossy black alloy wheels, light suspensions

KEA P

•

**PACK EXTRA TECH**

Full digital cluster, automatic climate control, wireless charger, full LED headlights

•

**PACK PREMIUM**

2 DIN Apple Car Play / Android Auto radio, dual purpose rear view camera, 200 W solar panel + MPPT Controller

•

**PACK VISIO**

2 DIN Apple Car Play / Android Auto radio, dual purpose rear view camera

-

**PACK ARCTIC**

Truma Combi 6E, "Duo Control" gas regulator, heated windscreen (A-class), external covers, internal dashboard cover

-

**PACK EXTRA WARM**

Truma Combi 6E, "Duo Control" gas regulator, heated windscreen (A-class), external covers, internal dashboard cover, heated floor, insulated step

•

**PACK ENERGY**

Compressor fridge, two 100 Ah lithium batteries

•

**PACK OUTDOOR**

External gas connector, external TV / 12 V / 220 V connector, external shower

•

**PACK MEDIA**

Router Wi-fi, Smart TV

• TV 24"

S = STANDARD    - = NOT AVAILABLE    • = OPTIONAL

KEA P 90	WEIGHT	ELEVATING BED	LOW-PROFILE
<b>CHASSIS</b>			
Mechanical unit	--	Fiat Ducato	Fiat Ducato
Engine, Power	--	2,2 MJ 140 HP	2,2 MJ 140 HP
Maximum technically permissible weight (kg)	--	3500	3500
Weight unladen in running conditions (kg)	--	3000	3000
Pay Load (Kg)	--	500	500
Wheelbase (mm)	--	4035	4035
Maximum towable weight (kg)	--	2000	2000
Wheels dimensions	--	16"	16"
Fuel tank (L)	--	90	90
<b>DIMENSIONS, PLACES AND MATERIALS</b>			
Locker (useful opening, cm)	--	117 x 87(72) - 117 x 87(72)	117 x 87(72) - 117 x 87(72)
Max. internal garage height (cm)	--	117	117
Floor / walls / roof thickness (cm)	--	5,4 / 3 / 3	5,4 / 3 / 3
Floor / walls / roof material (mm)	--	MTS / VTR / VTR	MTS / VTR / VTR
Fiberglass roof, hail-proof	--	S	S
<b>BERTHS</b>			
Rear Bed (cm)	--	190 x 150	190 x 150
Elevating Bed (cm)	--	190 x 128(107)	-
Auxiliary bed in dinette	--	O	S
Dimensions Auxiliary bed in Dinette (cm)	1	216 x 98,6(80)	216 x 98,6(80)
<b>SKYLIGHTS</b>			
Panoramic roof (mm)	--	S (1000 x 800)	S (1000 x 800)
Rear skylight (mm)	--	S (700 x 500)	S (700 x 500)
Central skylight (mm)	--	S (400 x 400)	S (400 x 400)
Dinette skylight	--	-	S (960x655)
Skylight toilette/shower (mm)	--	400 x 400 / 280 X 280	400 x 400 / 280 X 280
Double-glazed windows with blind / mosquito net	--	S	S
<b>INSTALLATIONS</b>			
Burners / Gas oven	--/14	2 / O	2 / O
Tank capacity : clear water / wastewater (L*)	--	(20) 120 / 95	(20) 120 / 95
Automatic trivalent fridge ( 220V, 12V, gas ) (L)	--	145	145
Standard heating system	--	Combi gas 6KW	Combi gas 6KW
Space for 2 gas bottles (tot. Max 15 Kg)	--	S	S
Shower tray with double drain	--	S	S
Integrated and isolated entry step	--	S / O	S / O
Heated garage locker	--	S	S
Storage compartment floor hatch	--	S	S
<b>CHASSIS EQUIPMENTS</b>			
Manual air conditioning	--	S	S
Driver and Passenger airbag	--	S	S
Cruise Control with speed limiter	--	S	S
ABS / ESC / Traction+	--	S / S / S	S / S / S
Swivelling driver' and passenger's seat	--	S	S
Cab seat covers	--	S	S
Painted front bumper	--	S	S
Fog lights	--	S	S
Electric handbrake	--	S	S
TPMS	--	S	S
Techno dashboard	--	S	S
Leather steering wheel and gear box	--	S	S
<b>BODY EQUIPMENTS</b>			
Pleated cab blind	--	S	S
Beds with staves	--	S	S
Internal LED lightening	--	S	S
Premium XL Entrance door with two central locking points	--	S	S
Flyscreen for sliding door	--	S	S
Strip opening with locker	--	S	S
External LED light	--	S	S
<b>TECHNOLOGY EQUIPMENTS</b>			
Tekni-Box	--	S	S
Open door sensor	--	S	S
Double battery system	--	S	S

Measures in cm except where otherwise indicated  
S= standard O=optional - = not available  
VTR=Fiberglass MTS=multilayer

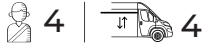
\*To increase the vehicle payload, when travelling it is possible to reduce the fresh water tank capacity to approx. 20 lt.

The mass in running order includes the weight of the empty base vehicle, of the driver (75 kg), 100% of the fuel (60-l tank), fresh water (tank filled with 20 l while travelling), and aluminium gas cylinders (max.15 kg) filled to 90% of their capacity, and tolerance specified in the type-approval (+/- 5%) (2007/46/EC). Anything not included in the standard version of the vehicle, both living unit and chassis, results in an increase in weight in running order with resulting decreased payload up to the possible reduction of approved seats in the case of the total weight for the available payload value. The available payloads result from the difference between maximum permissible mass and running order mass and have a tolerance of 5%. During the purchase phase it is necessary to check the weight of the options to be installed on the vehicle.






**FIAT**



## UPHOLSTERY



### PRESTIGE

Imitation leather and fabric  
Standard



### PRESTIGE BROWN

Imitation leather  
Optional

## PACK

KEA I

### PACK MATIC 140 HP/180 CV

140 HP / 180 HP Engine, Automatic transmission, 16" glossy black alloy wheels, light suspensions

•

### PACK EXTRA TECH

Full digital cluster, automatic climate control, wireless charger, full LED headlights

•

### PACK PREMIUM

2 DIN Apple Car Play / Android Auto radio, dual purpose rear view camera, 200 W solar panel + MPPT Controller

•

### PACK VISIO

2 DIN Apple Car Play / Android Auto radio, dual purpose rear view camera

-

### PACK ARCTIC

Truma Combi 6E, "Duo Control" gas regulator, heated windscreen (A-class), external covers, internal dashboard cover

-

### PACK EXTRA WARM

Truma Combi 6E, "Duo Control" gas regulator, heated windscreen (A-class), external covers, internal dashboard cover, heated floor, insulated step

•

### PACK ENERGY

Compressor fridge, two 100 Ah lithium batteries

•

### PACK OUTDOOR

External gas connector, external TV / 12 V / 220 V connector, external shower

•

### PACK MEDIA

Router Wi-fi, Smart TV

• TV 24"

KEA I 64	WEIGHT	MOTORHOME
<b>CHASSIS</b>		
Mechanical unit	--	Fiat Ducato
Engine, Power	--	2,2 MJ 140 HP
Maximum technically permissible weight (kg)	--	3500
Weight unladen in running conditions (kg)	--	2930
Pay Load (Kg)	--	570
Wheelbase (mm)	--	3800
Maximum towable weight (kg)	--	2000
Wheels dimensions	--	16"
Fuel tank (L)	--	90
<b>DIMENSIONS, PLACES AND MATERIALS</b>		
Locker (useful opening, cm)	--	117 x 87(72) - 117 x 87(72)
Max. internal garage height (cm)	--	119
Floor / walls / roof thickness (cm)	--	5,4 / 3 / 3
Floor / walls / roof material (mm)	--	MTS / VTR / VTR
Fiberglass roof, hail-proof	--	S
<b>BERTHS</b>		
Rear Bed (cm)	--	196 x 80 - 196 x 80
Elevating Bed (cm)	--	135 X 190
Additional seat rear bed	--	S
Auxiliary bed in dinette	--	O
Dimensions Auxiliary bed in Dinette (cm)	1	216 x 98,6(63)
<b>SKYLIGHTS</b>		
Rear skylight (mm)	--	S (700 x 500)
Central skylight (mm)	--	S (400 x 400)
Dinette skylight (mm)	--	S (700 x 500)
Skylight toilette/shower (mm)	--	400 x 400 / -
Double-glazed windows with blind / mosquito net	--	S
<b>INSTALLATIONS</b>		
Burners / Gas oven	--/14	2 / O
Tank capacity : clear water / wastewater (L*)	--	(20) 120 / 95
Automatic trivalent fridge ( 220V, 12V, gas ) (L)	--	145
Standard heating system	--	Combi gas 6KW
Space for 2 gas bottles (tot. Max 15 Kg)	--	S
Integrated and isolated entry step	--	S/O
Heated garage locker	--	S
Storage compartment floor hatch	--	S
<b>CHASSIS EQUIPMENTS</b>		
Manual air conditioning	--	S
Driver and Passenger airbag	--	S
Cruise Control with speed limiter	--	S
ABS / ESC / Traction+	--	S/S/S
Swivelling driver' and passenger's seat	--	S
DRL (Day running light)	--	S
Fog lights	--	S
Electric handbrake	--	S
TPMS	--	S
Techno dashboard	--	S
Leather steering wheel and gear box	--	S
<b>BODY EQUIPMENTS</b>		
Pleated cab blind	--	S
Beds with staves	--	S
Swivelling LCD holder	--	S
Internal LED lightening	--	S
Premium XL Entrance door with two central locking points	--	S
Flyscreen for sliding door	--	S
Strip opening with locker	--	S
External LED light	--	S
<b>TECHNOLOGY EQUIPMENTS</b>		
Tekni-Box	--	S
Open door sensor	--	S
Double battery system	--	S

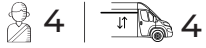
Measures in cm except where otherwise indicated  
S= standard O=optional - = not available  
VTR=Fiberglass MTS=multilayer

\*To increase the vehicle payload, when travelling it is possible to reduce the fresh water tank capacity to approx. 20 lt.

The mass in running order includes the weight of the empty base vehicle, of the driver (75 kg), 100% of the fuel (60-l tank), fresh water (tank filled with 20 l while travelling), and aluminium gas cylinders (max.15 kg) filled to 90% of their capacity, and tolerance specified in the type-approval (+/- 5%) (2007/46/EC). Anything not included in the standard version of the vehicle, both living unit and chassis, results in an increase in weight in running order with resulting decreased payload up to the possible reduction of approved seats in the case of the total weight for the available payload value. The available payloads result from the difference between maximum permissible mass and running order mass and have a tolerance of 5%. During the purchase phase it is necessary to check the weight of the options to be installed on the vehicle.



**FIAT**



## UPHOLSTERY



### PRESTIGE

Imitation leather and fabric  
Standard



### PRESTIGE BROWN

Imitation leather  
Optional

## PACK

### PACK MATIC 140 HP/180 CV

140 HP / 180 HP Engine, Automatic transmission, 16" glossy black alloy wheels, light suspensions

KEA I

•

### PACK EXTRA TECH

Full digital cluster, automatic climate control, wireless charger, full LED headlights

•

### PACK PREMIUM

2 DIN Apple Car Play / Android Auto radio, dual purpose rear view camera, 200 W solar panel + MPPT Controller

•

### PACK VISIO

2 DIN Apple Car Play / Android Auto radio, dual purpose rear view camera

-

### PACK ARCTIC

Truma Combi 6E, "Duo Control" gas regulator, heated windscreen (A-class), external covers, internal dashboard cover

-

### PACK EXTRA WARM

Truma Combi 6E, "Duo Control" gas regulator, heated windscreen (A-class), external covers, internal dashboard cover, heated floor, insulated step

•

### PACK ENERGY

Compressor fridge, two 100 Ah lithium batteries

•

### PACK OUTDOOR

External gas connector, external TV / 12 V / 220 V connector, external shower

•

### PACK MEDIA

Router Wi-fi, Smart TV

• TV 24"

KEA I 86	WEIGHT	MOTORHOME
<b>CHASSIS</b>		
Mechanical unit	--	Fiat Ducato
Engine, Power	--	2,2 MJ 140 HP
Maximum technically permissible weight (kg)	--	3500
Weight unladen in running conditions (kg)	--	3020
Pay Load (Kg)	--	480
Wheelbase (mm)	--	4035
Maximum towable weight (kg)	--	2000
Wheels dimensions	--	16"
Fuel tank (L)	--	90
<b>DIMENSIONS, PLACES AND MATERIALS</b>		
Locker (useful opening, cm)	--	117 x 87(72) - 117 x 87(72)
Max. internal garage height (cm)	--	119,5
Floor / walls / roof thickness (cm)	--	5,4 / 3 / 3
Floor / walls / roof material (mm)	--	MTS / VTR / VTR
Fiberglass roof, hail-proof	--	S
<b>BERTHS</b>		
Rear Bed (cm)	--	205x80 - 200,5x80
Elevating Bed (cm)	--	135 X 190
Additional seat rear bed	--	S
Auxiliary bed in dinette	--	O
Dimensions Auxiliary bed in Dinette (cm)	1	216 x 98,6(80)
<b>SKYLIGHTS</b>		
Rear skylight (mm)	--	S (700 x 500)
Central skylight (mm)	--	S (400 x 400)
Dinette skylight (mm)	--	S (700 x 500)
Skylight toilette/shower (mm)	--	400 x 400 / 280 X 280
Double-glazed windows with blind / mosquito net	--	S
<b>INSTALLATIONS</b>		
Burners / Gas oven	--/14	2 / O
Tank capacity : clear water / wastewater (L*)	--	(20) 120 / 95
Automatic trivalent fridge ( 220V, 12V, gas ) (L)	--	145
Standard heating system	--	Combi gas 6KW
Space for 2 gas bottles (tot. Max 15 Kg)	--	S
Shower tray with double drain	--	S
Integrated and isolated entry step	--	S / O
Heated garage locker	--	S
Storage compartment floor hatch	--	S
<b>CHASSIS EQUIPMENTS</b>		
Manual air conditioning	--	S
Driver and Passenger airbag	--	S
Cruise Control with speed limiter	--	S
ABS / ESC / Traction+	--	S / S / S
Swivelling driver' and passenger's seat	--	S
DRL (Day running light)	--	S
Fog lights	--	S
Electric handbrake	--	S
TPMS	--	S
Techno dashboard	--	S
Leather steering wheel and gear box	--	S
<b>BODY EQUIPMENTS</b>		
Pleated cab blind	--	S
Beds with staves	--	S
Swivelling LCD holder	--	S
Internal LED lightening	--	S
Premium XL Entrance door with two central locking points	--	S
Flyscreen for sliding door	--	S
Strip opening with locker	--	S
External LED light	--	S
<b>TECHNOLOGY EQUIPMENTS</b>		
Tekni-Box	--	S
Open door sensor	--	S
Double battery system	--	S

Measures in cm except where otherwise indicated  
S= standard O=optional - = not available  
VTR=Fiberglass MTS=multilayer

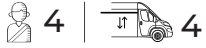
\*To increase the vehicle payload, when travelling it is possible to reduce the fresh water tank capacity to approx. 20 lt.

The mass in running order includes the weight of the empty base vehicle, of the driver (75 kg), 100% of the fuel (60-l tank), fresh water (tank filled with 20 l while travelling), and aluminium gas cylinders (max.15 kg) filled to 90% of their capacity, and tolerance specified in the type-approval (+/- 5%) (2007/46/EC). Anything not included in the standard version of the vehicle, both living unit and chassis, results in an increase in weight in running order with resulting decreased payload up to the possible reduction of approved seats in the case of the total weight for the available payload value. The available payloads result from the difference between maximum permissible mass and running order mass and have a tolerance of 5%. During the purchase phase it is necessary to check the weight of the options to be installed on the vehicle.






**FIAT**



## UPHOLSTERY



### PRESTIGE

Imitation leather and fabric  
Standard



### PRESTIGE BROWN

Imitation leather  
Optional

## PACK

KEA I

### PACK MATIC 140 HP/180 CV

140 HP / 180 HP Engine, Automatic transmission, 16" glossy black alloy wheels, light suspensions

•

### PACK EXTRA TECH

Full digital cluster, automatic climate control, wireless charger, full LED headlights

•

### PACK PREMIUM

2 DIN Apple Car Play / Android Auto radio, dual purpose rear view camera, 200 W solar panel + MPPT Controller

•

### PACK VISIO

2 DIN Apple Car Play / Android Auto radio, dual purpose rear view camera

-

### PACK ARCTIC

Truma Combi 6E, "Duo Control" gas regulator, heated windscreen (A-class), external covers, internal dashboard cover

-

### PACK EXTRA WARM

Truma Combi 6E, "Duo Control" gas regulator, heated windscreen (A-class), external covers, internal dashboard cover, heated floor, insulated step

•

### PACK ENERGY

Compressor fridge, two 100 Ah lithium batteries

•

### PACK OUTDOOR

External gas connector, external TV / 12 V / 220 V connector, external shower

•

### PACK MEDIA

Router Wi-fi, Smart TV

• TV 24"

KEA I 90	WEIGHT	MOTORHOME
<b>CHASSIS</b>		
Mechanical unit	--	Fiat Ducato
Engine, Power	--	2,2 MJ 140 HP
Maximum technically permissible weight (kg)	--	3500
Weight unladen in running conditions (kg)	--	2990
Pay Load (Kg)	--	510
Wheelbase (mm)	--	4035
Maximum towable weight (kg)	--	2000
Wheels dimensions	--	16"
Fuel tank (L)	--	90
<b>DIMENSIONS, PLACES AND MATERIALS</b>		
Locker (useful opening, cm)	--	117 x 87(72) - 117 x 87(72)
Max. internal garage height (cm)	--	117
Floor / walls / roof thickness (cm)	--	5,4 / 3 / 3
Floor / walls / roof material (mm)	--	MTS / VTR / VTR
Fiberglass roof, hail-proof	--	S
<b>BERTHS</b>		
Rear Bed (cm)	--	190 x 150
Elevating Bed (cm)	--	135 X 190
Auxiliary bed in dinette	--	O
Dimensions Auxiliary bed in Dinette (cm)	1	216 x 98,6
<b>SKYLIGHTS</b>		
Rear skylight (mm)	--	S (700 x 500)
Central skylight (mm)	--	S (400 x 400)
Dinette skylight (mm)	--	S (700 x 500)
Skylight toilette/shower (mm)	--	400 x 400 / 280 X 280
Double-glazed windows with blind / mosquito net	--	S
<b>INSTALLATIONS</b>		
Burners / Gas oven	--/14	2 / O
Tank capacity : clear water / wastewater (L*)	--	(20) 120 / 95
Automatic trivalent fridge ( 220V, 12V, gas ) (L)	--	145
Standard heating system	--	Combi gas 6KW
Space for 2 gas bottles (tot. Max 15 Kg)	--	S
Shower tray with double drain	--	S
Integrated and isolated entry step	--	S/O
Heated garage locker	--	S
Storage compartment floor hatch	--	S
<b>CHASSIS EQUIPMENTS</b>		
Manual air conditioning	--	S
Driver and Passenger airbag	--	S
Cruise Control with speed limiter	--	S
ABS / ESC / Traction+	--	S/S/S
Swivelling driver' and passenger's seat	--	S
DRL (Day running light)	--	S
Fog lights	--	S
Electric handbrake	--	S
TPMS	--	S
Techno dashboard	--	S
Leather steering wheel and gear box	--	S
<b>BODY EQUIPMENTS</b>		
Pleated cab blind	--	S
Beds with staves	--	S
Swivelling LCD holder	--	S
Internal LED lightening	--	S
Premium XL Entrance door with two central locking points	--	S
Flyscreen for sliding door	--	S
Strip opening with locker	--	S
External LED light	--	S
<b>TECHNOLOGY EQUIPMENTS</b>		
Tekni-Box	--	S
Open door sensor	--	S
Double battery system	--	S

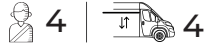
Measures in cm except where otherwise indicated  
S= standard O=optional - = not available  
VTR=Fiberglass MTS=multilayer

\*To increase the vehicle payload, when travelling it is possible to reduce the fresh water tank capacity to approx. 20 lt.

The mass in running order includes the weight of the empty base vehicle, of the driver (75 kg), 100% of the fuel (60-l tank), fresh water (tank filled with 20 l while travelling), and aluminium gas cylinders (max.15 kg) filled to 90% of their capacity, and tolerance specified in the type-approval (+/- 5%) (2007/46/EC). Anything not included in the standard version of the vehicle, both living unit and chassis, results in an increase in weight in running order with resulting decreased payload up to the possible reduction of approved seats in the case of the total weight for the available payload value. The available payloads result from the difference between maximum permissible mass and running order mass and have a tolerance of 5%. During the purchase phase it is necessary to check the weight of the options to be installed on the vehicle.




**FIAT**



## UPHOLSTERY



**PRESTIGE**  
Eco-leather and fabric  
Standard



**COMFORT GREY**  
Eco-leather and fabric  
Optional

## PACK

	KEA KOMPAKT
<b>PACK MATIC 140 HP/180 CV</b> 140 HP /180 HP Engine, Automatic transmission, 16" glossy black alloy wheels, light suspensions	•
<b>PACK EXTRA TECH</b> Full digital cluster, automatic climate control, wireless charger, full LED headlights	•
<b>PACK PREMIUM</b> 2 DIN Apple Car Play /Android Auto radio, dual purpose rear view camera, 200 W solar panel + MPPT Controller	•
<b>PACK VISIO</b> 2 DIN Apple Car Play /Android Auto radio, dual purpose rear view camera	-
<b>PACK ARCTIC</b> Truma Combi 6E, "Duo Control" gas regulator, heated windscreen (A-class), external covers, internal dashboard cover	-
<b>PACK EXTRA WARM</b> Truma Combi 6E, "Duo Control" gas regulator, heated windscreen (A-class), external covers, internal dashboard cover, heated floor, insulated step	-
<b>PACK ENERGY</b> Compressor fridge, two 100 Ah lithium batteries	-
<b>PACK OUTDOOR</b> External gas connector, external TV /12 V / 220 V connector, external shower	•
<b>PACK MEDIA</b> Router Wi-fi, Smart TV	• TV 24"

S = STANDARD    - = NOT AVAILABLE    • = OPTIONAL

KEA KOMPAKT 55	WEIGHT	LOW-PROFILE
<b>CHASSIS</b>		
Mechanical unit	--	Fiat Ducato
Engine, Power	--	2,2 MJ 140 HP
Maximum technically permissible weight (kg)	--	3500
Weight unladen in running conditions (kg)	--	2860
Pay Load (Kg)	--	640
Wheelbase (mm)	--	3800
Maximum towable weight (kg)	--	2000
Wheels dimensions	--	16"
Fuel tank (L)	--	90
<b>DIMENSIONS, PLACES AND MATERIALS</b>		
Locker (useful opening, cm)	--	170x60 - 120x60
Max. internal garage height (cm)	--	117
Floor / walls / roof thickness (cm)	--	5,4 / 3 / 3
Floor / walls / roof material (mm)	--	MTS / VTR / VTR
Fiberglass roof, hail-proof	--	S
<b>BERTHS</b>		
Elevating Bed (cm)	--	140x190
Auxiliary bed in dinette	--	S
Dimensions Auxiliary bed in Dinette (cm)	1	148x204
<b>SKYLIGHTS</b>		
Panoramic roof (mm)	--	S (1000 x 800)
Rear skylight (mm)	--	S (700 x 500)
Central skylight (mm)	--	S (400 x 400)
Skylight toilette/shower (mm)	--	400 x 400 / 280 x 280
Double-glazed windows with blind / mosquito net	--	S
<b>INSTALLATIONS</b>		
Burners / Gas oven	--/14	2 / O
Tank capacity : clear water / wastewater (L*)	--	(20) 120 / 90
Compressor fridge (L)	--	150
Standard heating system	--	Combi diesel 6KW
Space for 2 gas bottles (tot. Max 15 Kg)	--	S
Shower tray with double drain	--	S
Integrated and isolated entry step	--	S / -
Heated garage locker	--	S
Storage compartment floor hatch	--	S
<b>CHASSIS EQUIPMENTS</b>		
Automatic air conditioning	--	S
Driver and Passenger airbag	--	S
Cruise Control with speed limiter	--	S
ABS / ESC / Traction+	--	S / S / S
Swivelling driver' and passenger's seat	--	S
Cab seat covers	--	S
Painted front bumper	--	S
Fog lights	--	S
Electric handbrake	--	S
TPMS	--	S
Tekhno dashboard	--	S
Leather steering wheel and gear knob	--	S
<b>BODY EQUIPMENTS</b>		
Pleated cab blind	--	S
Beds with staves	--	S
Swivelling LCD holder	--	S
Internal LED lightening	--	S
Premium Premium XL Entrance door with two central locking points	--	S
Flyscreen for sliding door	--	S
Strip opening with locker	--	S
External LED light	--	S
<b>TECHNOLOGY EQUIPMENTS</b>		
iNetX-System	--	S
Tekni-Box	--	S
Double battery system	--	S
Open door sensor	--	S

Measures in cm except where otherwise indicated  
S= standard O=optional - = not available  
VTR=Fiberglass MTS=multilayer

\*To increase the vehicle payload, when travelling it is possible to reduce the fresh water tank capacity to approx. 20 lt.

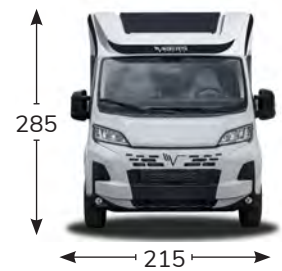
The mass in running order includes the weight of the empty base vehicle, of the driver (75 kg), 100% of the fuel (60-l tank), fresh water (tank filled with 20 l while travelling), and aluminium gas cylinders (max.15 kg) filled to 90% of their capacity, and tolerance specified in the type-approval (+/- 5%) (2007/46/EC). Anything not included in the standard version of the vehicle, both living unit and chassis, results in an increase in weight in running order with resulting decreased payload up to the possible reduction of approved seats in the case of the total weight for the available payload value. The available payloads result from the difference between maximum permissible mass and running order mass and have a tolerance of 5%. During the purchase phase it is necessary to check the weight of the options to be installed on the vehicle.





**FIAT**

4 | 
 3 | 
 4




## UPHOLSTERY



### PRESTIGE

Eco-leather and fabric  
Standard



### COMFORT GREY

Eco-leather and fabric  
Optional

## PACK

### PACK MATIC 140 HP/180 CV

140 HP / 180 HP Engine, Automatic transmission, 16" glossy black alloy wheels, light suspensions

### PACK EXTRA TECH

Full digital cluster, automatic climate control, wireless charger, full LED headlights

### PACK PREMIUM

2 DIN Apple Car Play / Android Auto radio, dual purpose rear view camera, 200 W solar panel + MPPT Controller

### PACK VISIO

2 DIN Apple Car Play / Android Auto radio, dual purpose rear view camera

### PACK ARCTIC

Truma Combi 6E, "Duo Control" gas regulator, heated windscreen (A-class), external covers, internal dashboard cover

### PACK EXTRA WARM

Truma Combi 6E, "Duo Control" gas regulator, heated windscreen (A-class), external covers, internal dashboard cover, heated floor, insulated step

### PACK ENERGY

Compressor fridge, two 100 Ah lithium batteries

### PACK OUTDOOR

External gas connector, external TV / 12 V / 220 V connector, external shower

### PACK MEDIA

Router Wi-fi, Smart TV

## KEA KOMPAKT

PACK	KEA KOMPAKT
<b>PACK MATIC 140 HP/180 CV</b> 140 HP / 180 HP Engine, Automatic transmission, 16" glossy black alloy wheels, light suspensions	•
<b>PACK EXTRA TECH</b> Full digital cluster, automatic climate control, wireless charger, full LED headlights	•
<b>PACK PREMIUM</b> 2 DIN Apple Car Play / Android Auto radio, dual purpose rear view camera, 200 W solar panel + MPPT Controller	•
<b>PACK VISIO</b> 2 DIN Apple Car Play / Android Auto radio, dual purpose rear view camera	-
<b>PACK ARCTIC</b> Truma Combi 6E, "Duo Control" gas regulator, heated windscreen (A-class), external covers, internal dashboard cover	-
<b>PACK EXTRA WARM</b> Truma Combi 6E, "Duo Control" gas regulator, heated windscreen (A-class), external covers, internal dashboard cover, heated floor, insulated step	-
<b>PACK ENERGY</b> Compressor fridge, two 100 Ah lithium batteries	-
<b>PACK OUTDOOR</b> External gas connector, external TV / 12 V / 220 V connector, external shower	•
<b>PACK MEDIA</b> Router Wi-fi, Smart TV	• TV 24"

S = STANDARD    - = NOT AVAILABLE    • = OPTIONAL

KEA KOMPAKT 64	WEIGHT	ELEVATING BED	LOW-PROFILE
Mechanical unit	--	Fiat Ducato	Fiat Ducato
Engine, Power	--	2,2 MJ 140 HP	2,2 MJ 140 HP
Maximum technically permissible weight (kg)	--	3500	3500
Weight unladen in running conditions (kg)	--	2880	2880
Pay Load (Kg)	--	620	620
Wheelbase (mm)	--	3800	3800
Maximum towable weight (kg)	--	2000	2000
Wheels dimensions	--	16"	16"
Fuel tank (L)	--	90	90
<b>DIMENSIONS, PLACES AND MATERIALS</b>			
Locker (useful opening, cm)	--	115x65 - 115x90	115x65 - 115x90
Max. internal garage height (cm)	--	118	118
Floor / walls / roof thickness (cm)	--	5,4 / 3 / 3	5,4 / 3 / 3
Floor / walls / roof material (mm)	--	MTS / VTR / VTR	MTS / VTR / VTR
Fiberglass roof, hail-proof	--	S	S
<b>BERTHS</b>			
Rear Bed (cm)	--	198x79 - 198x79	198x79 - 198x79
Elevating Bed (cm)	--	-	90x190
Additional seat rear bed	--	S	S
Auxiliary bed in dinette	--	S	S
Dimensions Auxiliary bed in Dinette (cm)	1	63x201	63x201
<b>SKYLIGHTS</b>			
Panoramic roof (mm)	--	S (1000x800)	S (1000x800)
Rear skylight (mm)	--	S (700x500)	S (700x500)
Central skylight (mm)	--	S (400x400)	S (400x400)
Dinette skylight (mm)	--	S (700x500)	-
Skylight toilette/shower (mm)	--	400x400 / -	400x400 / -
Double-glazed windows with blind / mosquito net	--	S	S
<b>INSTALLATIONS</b>			
Burners / Gas oven	--/14	2 / O	2 / O
Tank capacity : clear water / wastewater (L*)	--	(20) 120 / 90	(20) 120 / 90
Compressor fridge (L)	--	150	150
Standard heating system	--	Combi diesel 6KW	Combi diesel 6KW
Space for 2 gas bottles (tot. Max 15 Kg)	--	S	S
Shower tray with double drain	--	S	S
Integrated and isolated entry step	--	S / -	S / -
Heated garage locker	--	S	S
Storage compartment floor hatch	--	S	S
<b>CHASSIS EQUIPMENTS</b>			
Automatic air conditioning	--	S	S
Driver and Passenger airbag	--	S	S
Cruise Control with speed limiter	--	S	S
ABS / ESC / Traction+	--	S / S / S	S / S / S
Swivelling driver' and passenger's seat	--	S	S
Cab seat covers	--	S	S
Painted front bumper	--	S	S
Fog lights	--	S	S
Electric handbrake	--	S	S
TPMS	--	S	S
Tekhno dashboard	--	S	S
Leather steering wheel and gear knob	--	S	S
<b>BODY EQUIPMENTS</b>			
Pleated cab blind	--	S	S
Beds with staves	--	S	S
Swivelling LCD holder	--	S	S
Internal LED lightening	--	S	S
Premium Premium XL Entrance door with two central locking points	--	S	S
Flyscreen for sliding door	--	S	S
Strip opening with locker	--	S	S
External LED light	--	S	S
<b>TECHNOLOGY EQUIPMENTS</b>			
iNetX-System	--	S	S
Tekni-Box	--	S	S
Double battery system	--	S	S
Open door sensor	--	S	S

Measures in cm except where otherwise indicated  
S= standard O=optional - = not available  
VTR=Fiberglass MTS=multilayer

\*To increase the vehicle payload, when travelling it is possible to reduce the fresh water tank capacity to approx. 20 lt.

The mass in running order includes the weight of the empty base vehicle, of the driver (75 kg), 100% of the fuel (60-l tank), fresh water (tank filled with 20 l while travelling), and aluminium gas cylinders (max.15 kg) filled to 90% of their capacity, and tolerance specified in the type-approval (+/- 5%) (2007/46/EC). Anything not included in the standard version of the vehicle, both living unit and chassis, results in an increase in weight in running order with resulting decreased payload up to the possible reduction of approved seats in the case of the total weight for the available payload value. The available payloads result from the difference between maximum permissible mass and running order mass and have a tolerance of 5%. During the purchase phase it is necessary to check the weight of the options to be installed on the vehicle.



**FIAT**

4 | 2(+1)



## UPHOLSTERY



**Comfort Grey**  
Eco-leather  
standard



**Supreme**  
Eco-leather  
optional

## PACK

**PACK GRAND TOUR**

Openable panoramic roof, rear-view camera, pleated cab blind, entrance door mosquito net

**ADMIRAL**

S

**PACK TRAVEL**

Awning, solar panel

•

**PACK MATIC**

Automatic gear box (16" alloy wheels, 5-spoke glossy black required)

•

**PACK ARCTIC**

Combi D6E diesel / Combi 6E gas heating, thermal cab insulation, thermal cab blind, pleated curtains in cab and on rear doors, thermal insulating covers for windows

•

**PACK LITHIUM**

Dedicated electrical system, dedicated lithium battery charger, special control unit, lithium battery 100 Ah

•

**PACK SAFETY (Adaptive Cruise Control required)**

Emergency brake assist (+ pedestrian/cyclist detection), automatic headlight and windscreen wiper sensors, lane keeping assistance, traffic sign recognition, driver drowsiness detection, intelligent speed assist

•

**PACK LOUNGE**

Automatic air conditioning, Full Digital Cluster, wireless phone charger

•

S = STANDARD    - = NOT AVAILABLE    • = OPTIONAL

ADMIRAL K 5.1	WEIGHT	VAN
<b>CHASSIS</b>		
Mechanical unit	--	Fiat Ducato - EURO 6E
Engine, Power	--	2,2 L / 140 HP
Maximum technically permissible weight (kg)	--	3500
Weight unladen in running conditions (kg)	--	2954
Pay Load (Kg)	--	546
Wheelbase (cm)	--	403,5
Maximum towable weight (kg)	--	2500
Wheels dimensions	--	16"
Fuel tank (L)	--	90
<b>DIMENSIONS AND BERTHS</b>		
Floor / walls / roof thickness (cm)	--	3,8 / 2,0 / 1,0
Kit Auxiliary bed in dinette (cm)	--	O (188 x 120(50))
Rear Bed (cm)	--	186 x 149
<b>SKYLIGHT</b>		
Rear skylight (mm)	--	S (400 x 400)
Dinette skylight (mm)	--	S (700 x 500)
Double-glazed windows with blind / mosquito net	--	S
<b>INSTALLATIONS</b>		
Burners	--	2
Tank capacity : clear water / wastewater (L*)	--	85 (20) / 75
Compressor fridge (L)	--	84
Standard heating system Combi Diesel	--	4KW - CP PLUS
Space for 2 gas bottles (tot. Max 7 kg)	--	S (7kg)
Bathroom window (double opaque glass)	--	S
Front through storage	--	S
Insulated grey water tanks	--	S
Anti-icing probe	--	S
<b>CHASSIS EQUIPMENTS</b>		
Manual air conditioning	--	S
Driver and Passenger airbag	--	S
Cruise Control with speed limiter	--	S
ABS / ESC / Traction+	--	S / S / S
Swivelling driver' and passenger's seat	--	S
Cab seat covers	--	S
Painted cab / Painted front bumper	--	white / S
Electric entrance step	--	S
Steering wheel radio controls	--	S
Fog lights	--	S
Leather steering wheel and gear knob	--	S
Techno dashboard	--	S
<b>BODY EQUIPMENTS</b>		
Beds with staves 3D	--	S
Internal LED lightening	--	S
External LED light	--	S
<b>GRAN TOUR PACK</b>		
Panoramic roof	--	S
Rear-view camera	--	S
Entrance door with flyscreen	--	S
Pleated cab blind	--	S

Measures in cm except where otherwise indicated

S= standard O=optional - = not available

\*To increase the vehicle payload, when travelling it is possible to reduce the fresh water tank capacity to approx. 20 lt.

The mass in running order includes the weight of the empty base vehicle, of the driver (75 kg), 100% of the fuel (60-l tank), fresh water (tank filled with 20 l while travelling), and aluminium gas cylinders (max.15 kg) filled to 90% of their capacity, and tolerance specified in the type-approval (+/- 5%) (2007/46/EC). Anything not included in the standard version of the vehicle, both living unit and chassis, results in an increase in weight in running order with resulting decreased payload up to the possible reduction of approved seats in the case of the total weight for the available payload value. The available payloads result from the difference between maximum permissible mass and running order mass and have a tolerance of 5%. During the purchase phase it is necessary to check the weight of the options to be installed on the vehicle.



**mobilvetta.it**



**FIAT**

4 | 2(+1)



## UPHOLSTERY



**Comfort Grey**  
Eco-leather  
standard



**Supreme**  
Eco-leather  
optional

## PACK

**PACK GRAND TOUR**

Openable panoramic roof, rear-view camera, pleated cab blind, entrance door mosquito net

**ADMIRAL**

S

**PACK TRAVEL**

Awning, solar panel

•

**PACK MATIC**

Automatic gear box (16" alloy wheels, 5-spoke glossy black required)

•

**PACK ARCTIC**

Combi D6E diesel / Combi 6E gas heating, thermal cab insulation, thermal cab blind, pleated curtains in cab and on rear doors, thermal insulating covers for windows

•

**PACK LITHIUM**

Dedicated electrical system, dedicated lithium battery charger, special control unit, lithium battery 100 Ah

•

**PACK SAFETY (Adaptive Cruise Control required)**

Emergency brake assist (+ pedestrian/cyclist detection), automatic headlight and windscreen wiper sensors, lane keeping assistance, traffic sign recognition, driver drowsiness detection, intelligent speed assist

•

**PACK LOUNGE**

Automatic air conditioning, Full Digital Cluster, wireless phone charger

•

S = STANDARD    - = NOT AVAILABLE    • = OPTIONAL

ADMIRAL K 6.3	WEIGHT	VAN
<b>CHASSIS</b>		
Mechanical unit	--	Fiat Ducato - EURO 6E
Engine, Power	--	2,2 L / 140 HP
Maximum technically permissible weight (kg)	--	3500
Weight unladen in running conditions (kg)	--	3064
Pay Load (Kg)	--	436
Wheelbase (cm)	--	403,5
Maximum towable weight (kg)	--	2500
Wheels dimensions	--	16"
Fuel tank (L)	--	90
<b>DIMENSIONS AND BERTHS</b>		
Floor / walls / roof thickness (cm)	--	3,8 / 2,0 / 1,0
Kit Auxiliary bed in dinette (cm)	--	O (188 x 120(50))
Rear Bed (cm)	--	195 x 80 - 186 x 80
Additional seat rear bed	--	S
<b>SKYLIGHT</b>		
Rear skylight (mm)	--	S (400 x 400)
Dinette skylight (mm)	--	S (700 x 500)
Double-glazed windows with blind / mosquito net	--	S
<b>INSTALLATIONS</b>		
Burners	--	2
Tank capacity : clear water / wastewater (L*)	--	85 (20) / 75
Compressor fridge (L)	--	84
Standard heating system Combi Diesel	--	4KW - CP PLUS
Space for 2 gas bottles (tot. Max 7 kg)	--	S (7kg)
Bathroom window (double opaque glass)	--	S
Front through storage	--	S
Insulated grey water tanks	--	S
Anti-icing probe	--	S
<b>CHASSIS EQUIPMENTS</b>		
Manual air conditioning	--	S
Driver and Passenger airbag	--	S
Cruise Control with speed limiter	--	S
ABS / ESC / Traction+	--	S / S / S
Swivelling driver' and passenger's seat	--	S
Cab seat covers	--	S
Painted cab / Painted front bumper	--	white / S
Electric entrance step	--	S
Steering wheel radio controls	--	S
Fog lights	--	S
Leather steering wheel and gear knob	--	S
Techno dashboard	--	S
<b>BODY EQUIPMENTS</b>		
Beds with staves 3D	--	S
Internal LED lightening	--	S
External LED light	--	S
<b>GRAN TOUR PACK</b>		
Panoramic roof	--	S
Rear-view camera	--	S
Entrance door with flyscreen	--	S
Pleated cab blind	--	S

Measures in cm except where otherwise indicated

S= standard O=optional - = not available

\*To increase the vehicle payload, when travelling it is possible to reduce the fresh water tank capacity to approx. 20 lt.

The mass in running order includes the weight of the empty base vehicle, of the driver (75 kg), 100% of the fuel (60-l tank), fresh water (tank filled with 20 l while travelling), and aluminium gas cylinders (max.15 kg) filled to 90% of their capacity, and tolerance specified in the type-approval (+/- 5%) (2007/46/EC). Anything not included in the standard version of the vehicle, both living unit and chassis, results in an increase in weight in running order with resulting decreased payload up to the possible reduction of approved seats in the case of the total weight for the available payload value. The available payloads result from the difference between maximum permissible mass and running order mass and have a tolerance of 5%. During the purchase phase it is necessary to check the weight of the options to be installed on the vehicle.



**FIAT**

4 | 2(+1)



## UPHOLSTERY



**Comfort Grey**  
Eco-leather  
standard



**Supreme**  
Eco-leather  
optional

## PACK

**PACK GRAND TOUR**

Openable panoramic roof, rear-view camera, pleated cab blind, entrance door mosquito net

**ADMIRAL**

S

**PACK TRAVEL**

Awning, solar panel

•

**PACK MATIC**

Automatic gear box (16" alloy wheels, 5-spoke glossy black required)

•

**PACK ARCTIC**

Combi D6E diesel / Combi 6E gas heating, thermal cab insulation, thermal cab blind, pleated curtains in cab and on rear doors, thermal insulating covers for windows

•

**PACK LITHIUM**

Dedicated electrical system, dedicated lithium battery charger, special control unit, lithium battery 100 Ah

•

**PACK SAFETY (Adaptive Cruise Control required)**

Emergency brake assist (+ pedestrian/cyclist detection), automatic headlight and windscreen wiper sensors, lane keeping assistance, traffic sign recognition, driver drowsiness detection, intelligent speed assist

•

**PACK LOUNGE**

Automatic air conditioning, Full Digital Cluster, wireless phone charger

•

S = STANDARD    - = NOT AVAILABLE    • = OPTIONAL

ADMIRAL K 6.5	WEIGHT	VAN
<b>CHASSIS</b>		
Mechanical unit	--	Fiat Ducato - EURO 6E
Engine, Power	--	2,2 L / 140 HP
Maximum technically permissible weight (kg)	--	3500
Weight unladen in running conditions (kg)	--	3064
Pay Load (Kg)	--	436
Wheelbase (cm)	--	403,5
Maximum towable weight (kg)	--	2500
Wheels dimensions	--	16"
Fuel tank (L)	--	90
<b>DIMENSIONS AND BERTHS</b>		
Floor / walls / roof thickness (cm)	--	3,8 / 2,0 / 1,0
Kit Auxiliary bed in dinette (cm)	--	O (188 x 120/50)
Rear Bed (cm)	--	185(170) x 160 (190)
<b>SKYLIGHT</b>		
Rear skylight (mm)	--	S (400 x 400)
Dinette skylight (mm)	--	S (700 x 500)
Double-glazed windows with blind / mosquito net	--	S
<b>INSTALLATIONS</b>		
Burners	--	2
Tank capacity : clear water / wastewater (L*)	--	85 (20) / 75
Compressor fridge (L)	--	84
Standard heating system Combi Diesel	--	4KW - CP PLUS
Space for 2 gas bottles (tot. Max 7 kg)	--	S (7kg)
Bathroom window (double opaque glass)	--	S
Front through storage	--	S
Insulated grey water tanks	--	S
Anti-icing probe	--	S
<b>CHASSIS EQUIPMENTS</b>		
Manual air conditioning	--	S
Driver and Passenger airbag	--	S
Cruise Control with speed limiter	--	S
ABS / ESC / Traction+	--	S / S / S
Swivelling driver' and passenger's seat	--	S
Cab seat covers	--	S
Painted cab / Painted front bumper	--	white / S
Electric entrance step	--	S
Steering wheel radio controls	--	S
Fog lights	--	S
Leather steering wheel and gear knob	--	S
Techno dashboard	--	S
<b>BODY EQUIPMENTS</b>		
Beds with staves 3D	--	S
Internal LED lightening	--	S
External LED light	--	S
<b>BODY EQUIPMENTS</b>		
Beds with staves 3D	--	S
Internal LED lightening	--	S
External LED light	--	S
<b>GRAN TOUR PACK</b>		
Panoramic roof	--	S
Rear-view camera	--	S
Entrance door with flyscreen	--	S
Pleated cab blind	--	S

Measures in cm except where otherwise indicated

S= standard O=optional - = not available

\*To increase the vehicle payload, when travelling it is possible to reduce the fresh water tank capacity to approx. 20 lt.

The mass in running order includes the weight of the empty base vehicle, of the driver (75 kg), 100% of the fuel (60-l tank), fresh water (tank filled with 20 l while travelling), and aluminium gas cylinders (max.15 kg) filled to 90% of their capacity, and tolerance specified in the type-approval (+/- 5%) (2007/46/EC). Anything not included in the standard version of the vehicle, both living unit and chassis, results in an increase in weight in running order with resulting decreased payload up to the possible reduction of approved seats in the case of the total weight for the available payload value. The available payloads result from the difference between maximum permissible mass and running order mass and have a tolerance of 5%. During the purchase phase it is necessary to check the weight of the options to be installed on the vehicle.







The masses indicated in this catalogue refer to the provisions of European Directive 2007/46/EC.

### **MASS IN RUNNING ORDER**

It includes the weight of the empty base vehicle, of the driver (75 kg), 100% of the fuel (60-l tank), fresh water (tank filled with 20 l while travelling), and a gas tank for living purposes (20 kg). The mass in running order, and consequently the payload and/or certified seats may vary depending on the accessories installed.

### **PAYLOAD**

This consists of the difference between the maximum technically permissible laden mass and the mass in running order. It includes elements for living purposes, the transported passengers defined by the manufacturer (driver excluded), and the personal effects.

The payload calculation is based on the following parameters: 75 kg for each passenger (driver excluded), 10 kg of baggage for each passenger and for the driver, 10 kg for each metre of length of the vehicle, plus the remaining payload, which can be used for the installation of accessories or for additional baggage.

All masses and loads of the empty vehicle have a tolerance of +/- 5%, in compliance with Directive 2007/46/EC.

Any optional equipment increases the mass in running order and decreases the payload. The weight of non-standard accessories is not included in the mass in running order indicated in this catalogue. Additional accessories and devices reduce the payload by a quantity equal to their weight; the incidence of the weight of the individual accessories is shown in the special column in the technical data sheets or can be requested at our dealers. In case certain accessories are installed (for example, additional elements such as coupling device or motorbike rack), the mass of these accessories will affect the payload, possibly reducing it along with the number of certified seats. Please note that the law does not allow the maximum permissible mass to be exceeded, which can be consulted under the specific heading of the data sheets. Please make sure that the maximum loads on the axles and the maximum technically permissible load mass are not exceeded during the complete loading phase of the vehicle. The regulations and requirements of each country may entail changes in the characteristics of this table. The number of certified seats may vary depending on the traffic regulations in force in each country. When driving, the fresh water tank must be filled to a maximum of 20 litres.

Mobilvetta reserves itself the right to change the characteristics and the furnishings of all its models with no advance notice required; all data contained in this leaflet must therefore be considered approximate and non-binding. Despite thorough checks of the contents, we cannot exclude possible printing and/or translating errors. This catalogue does not constitute contractual documentation. Any reproduction, including in part, of the text or of the content of this document is prohibited.

The indicated weights are exclusively approximated. Tolerances of +/-5 % are allowed. Generally speaking, special equipment and options increase the no-load weight and entail a reduction in the payload. We hereby decline any and all responsibility in case structural changes are made to the vehicle; any assembly, disassembly or changes carried out by unauthorised workshops may jeopardise your safety and cause the warranty clauses to be forfeited. For additional information on installation and technical details, please contact one of our dealers.

**This catalogue does not represent contractual documentation, but only general information.**