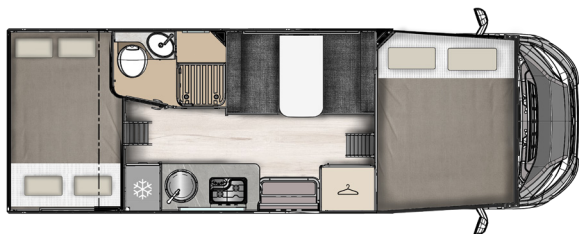


SERIES 300 GLAMYS 320



HOMOLOGATED SEATS	6
SLEEPS	8
SEATS AT THE TABLE	4



FORD PACK

SERIES 300 FORD PACK

FORD MATIC PACK – Series 300 Ford Pack required

DESIGN PACK – Series 300 Ford Pack and Matic Pack required

EXTRA ASSISTANCE PACK – Series 300 Ford Pack and Matic Pack required

FIAT PACK

SERIES 300 FIAT PACK

FIAT MATIC PACK - Series 300 Fiat Pack required

FIAT EXTRA TECH PACK - Series 300 Fiat Pack required

EXTRA SAFETY PACK - Series 300 Fiat Pack and Extra Tech Pack required

FORD & FIAT PACK

ENJOY OUTDOOR PACK

EXTRA WARM / EXTRA WARM DIESEL PACK

24" DIGITAL / SATELLITE TV PACK

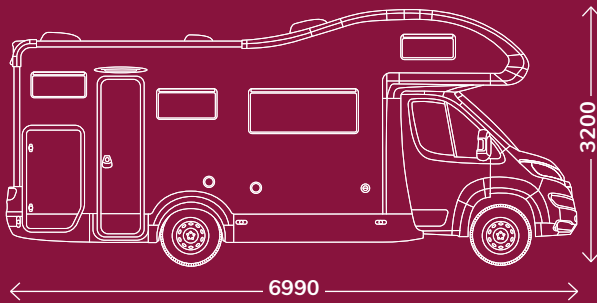
24" TV WI-FI PACK

See final table for pack details

Chassis	FIAT	Ford
Engine, Power	2,2 MJ 140 HP	2.0 TDI 130 HP
Maximum technically permissible weight (kg)	3500	3500
Weight unladen in running conditions (kg)	2850	2880
Pay Load (kg)	650	620
Wheelbase (mm)	3800	3750
Maximum towable weight (kg)	2000	2000
Wheels dimensions	15"	16"
Automatic air conditioning	O	S
Driver and Passenger airbag	S	S
Cruise Control with Intelligent Speed Assist	O	S
ABS / ESC / ESP / TRACTION +	S/S/-S	S/-S/-
Driver and passenger swivelling seats	S	S
4 season tyres	S	-
Steering wheels control	S	S
9" touch screen radio / 12" touch display with SYNC 4 infotainment and 5G modem	S/-	-/S
Dimensions and places		
External length (mm) / External width (mm)	6990 / 2350	
External height(cm) / Internal height (cm)	320 / 208	
Auxiliary bed in dinette	S	
Rear Bed (cm)	200x127(110) - 208x128(110)	
Electric rear bed height adjustment	S	
Dimensions Auxiliary bed in Dinette (cm)	180x121	
Overcab bed (cm)	209x160	
Locker (useful opening, cm)	115x95 - 115x95	
Max. internal garage height (cm)	137	
Floor / walls / roof thickness (cm)	5,4 / 3 / 3	
Floor / walls / roof material	MTS / VTR / VTR	
Fiberglass roof, hail-proof	S	
Installations		
Burners	2	
Tank capacity : clear water / wastewater (l)	20(100) / 100	20(100)/120
Automatic trivalent fridge (220V, 12V, gas) (l)	137	
Standard heating system	Combi Gas 4 kW	
Space for 2 gas bottles (tot. Max 15 kg)	S	
Shower tray with double drain	S	
Integrated entry step	S	
Heated garage locker	S	
Skylight		
Rear skylight (mm)	S (400x400) / O (700x500)	
Dinette skylight (mm)	S (400x400) / O (700x500)	
Toilette skylight (mm)	S (280X280)	
Double-glazed windows with blind / mosquito net	S	
Equipments		
Thermal blind	S	
Beds with staves	S	
CP Plus control panel	S	
Internal LED lightening	S	
Exteriors		
Fog lights	O	S
Rear-view camera	S	
Flyscreen for entrance door	S	
XL Entrance door	S	
External LED light	S	

S= standard O=optional VTR= Fibreglas MTS= multi-layered plywood

The mass in running order includes the weight of the empty base vehicle, of the driver (75 kg), 100% of the fuel (60-l tank), fresh water (tank filled with 20 l while travelling), and aluminium gas cylinders (max.15 kg) filled to 90% of their capacity, and tolerance specified in the type-approval (+/- 5%) (2007/46/EC). Anything not included in the standard version of the vehicle, both living unit and chassis, results in an increase in weight in running order with resulting decreased payload up to the possible reduction of approved seats in the case of the total weight for the available payload value. The available payloads result from the difference between maximum permissible mass and running order mass and have a tolerance of 5%. During the purchase phase it is necessary to check the weight of the options to be installed on the vehicle.



SERIES 300 GLAMYS 322



HOMOLOGATED SEATS	7
SLEEPS	7
SEATS AT THE TABLE	6



FORD PACK

SERIES 300 FORD PACK

FORD MATIC PACK – Series 300 Ford Pack required

DESIGN PACK – Series 300 Ford Pack and Matic Pack required

EXTRA ASSISTANCE PACK – Series 300 Ford Pack and Matic Pack required

FIAT PACK

SERIES 300 FIAT PACK

FIAT MATIC PACK - Series 300 Fiat Pack required

FIAT EXTRA TECH PACK - Series 300 Fiat Pack required

EXTRA SAFETY PACK - Series 300 Fiat Pack and Extra Tech Pack required

FORD & FIAT PACK

ENJOY OUTDOOR PACK

EXTRA WARM / EXTRA WARM DIESEL PACK

24" DIGITAL / SATELLITE TV PACK

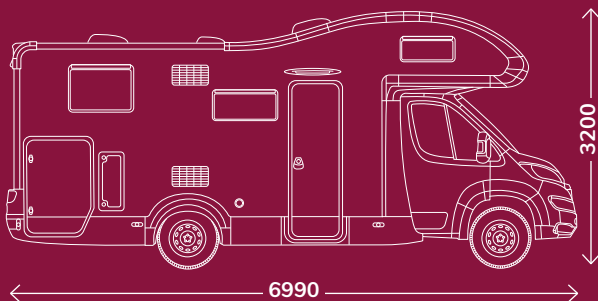
24" TV WI-FI PACK

See final table for pack details

Chassis	FIAT	Ford
Engine, Power	2,2 MJ 140 HP	2.0 TDI 130 HP
Maximum technically permissible weight (kg)	3500	3500
Weight unladen in running conditions (kg)	2850	2880
Pay Load (kg)	650	620
Wheelbase (mm)	3800	3750
Maximum towable weight (kg)	2000	2000
Wheels dimensions	15"	16"
Automatic air conditioning	O	S
Driver and Passenger airbag	S	S
Cruise Control with Intelligent Speed Assist	O	S
ABS / ESC / ESP / TRACTION +	S/S/-S	S/-S/-
Driver and passenger swivelling seats	S	S
4 season tyres	S	-
Steering wheels control	S	S
9" touch screen radio / 12" touch display with SYNC 4 infotainment and 5G modem	S/-	-/S
Dimensions and places		
External length (mm) / External width (mm)	6990 / 2350	
External height(cm) / Internal height (cm)	320 / 208	
Auxiliary bed in dinette	S	
Rear Bed (cm)	212x87(74) - 212x83(70)	
Dimensions Auxiliary bed in Dinette (cm)	180x121 - 140x64	
Overcab bed (cm)	209x160	
Locker (useful opening, cm)	125x70 - 125x60	
Max. internal garage height (cm)	138	
Floor / walls / roof thickness (cm)	5,4 / 3 / 3	
Floor / walls / roof material	MTS / VTR / VTR	
Fiberglass roof, hail-proof	S	
Installations		
Burners	2	
Tank capacity : clear water / wastewater (l)	20(100) / 100	20(100)/120
Automatic trivalent fridge (220V, 12V, gas) (l)	137	
Standard heating system	Combi Gas 4 kW	
Space for 2 gas bottles (tot. Max 15 kg)	S	
Integrated entry step	S	
Heated garage locker	S	
Skylight		
Rear skylight (mm)	S (400x400)	
Dinette skylight (mm)	S (400X400) / O (700X500)	
Toilette skylight (mm)	S (280X280)	
Double-glazed windows with blind / mosquito net	S	
Equipments		
Thermal blind	S	
Beds with staves	S	
CP Plus control panel	S	
Internal LED lightening	S	
Exteriors		
Fog lights	O	S
Rear-view camera	S	
Flyscreen for entrance door	S	
XL Entrance door	S	
External LED light	S	

* Window in the bathroom without blind and mosquito net

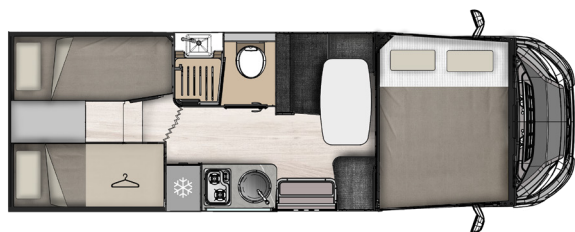
S= standard O=optional VTR= Fibreglas MTS= multi-layered plywood
The mass in running order includes the weight of the empty base vehicle, of the driver (75 kg), 100% of the fuel (60-l tank), fresh water (tank filled with 20l while travelling), and aluminium gas cylinders (max.15 kg) filled to 90% of their capacity, and tolerance specified in the type-approval (+/- 5%) (2007/46/EC). Anything not included in the standard version of the vehicle, both living unit and chassis, results in an increase in weight in running order with resulting decreased payload up to the possible reduction of approved seats in the case of the total weight for the available payload value. The available payloads result from the difference between maximum permissible mass and running order mass and have a tolerance of 5%. During the purchase phase it is necessary to check the weight of the options to be installed on the vehicle.



SERIES 300 GLAMYS 365



HOMOLOGATED SEATS	5
SLEEPS	5
SEATS AT THE TABLE	5



FORD PACK

SERIES 300 FORD PACK

FORD MATIC PACK – Series 300 Ford Pack required

DESIGN PACK – Series 300 Ford Pack and Matic Pack required

EXTRA ASSISTANCE PACK – Series 300 Ford Pack and Matic Pack required

FIAT PACK

SERIES 300 FIAT PACK

FIAT MATIC PACK - Series 300 Fiat Pack required

FIAT EXTRA TECH PACK - Series 300 Fiat Pack required

EXTRA SAFETY PACK - Series 300 Fiat Pack and Extra Tech Pack required

FORD & FIAT PACK

ENJOY OUTDOOR PACK

EXTRA WARM / EXTRA WARM DIESEL PACK

24" DIGITAL / SATELLITE TV PACK

24" TV WI-FI PACK

See final table for pack details

Chassis	FIAT	Ford
Engine, Power	2,2 MJ 140 HP	2.0 TDI 130 HP
Maximum technically permissible weight (kg)	3500	3500
Weight unladen in running conditions (kg)	2850	2880
Pay Load (kg)	650	620
Wheelbase (mm)	3800	3750
Maximum towable weight (kg)	2000	2000
Wheels dimensions	15"	16"
Automatic air conditioning	O	S
Driver and Passenger airbag	S	S
Cruise Control with Intelligent Speed Assist	O	S
ABS / ESC / ESP /TRACTION +	S/S/-S	S/-S/-
Driver and passenger swivelling seats	S	S
4 season tyres	S	-
Steering wheels control	S	S
9" touch screen radio / 12" touch display with SYNC 4 infotainment and 5G modem	S/-	-/S
Dimensions and places		
External length (mm) / External width (mm)	6990 / 2350	
External height(cm) / Internal height (cm)	320 / 208	
Auxiliary bed in dinette	S	
Rear Bed (cm)	191x80 - 204x80 - 178x212	
Dimensions Auxiliary bed in Dinette (cm)	216x120(43)	
Overcab bed (cm)	209x160	
Additional seat rear bed	S	
Locker (useful opening, cm)	115x80	
Max. internal garage height (cm)	121	
Floor / walls / roof thickness (cm)	5,4 / 3 / 3	
Floor / walls / roof material	MTS / VTR / VTR	
Fiberglass roof, hail-proof	S	
Installations		
Burners	2	
Tank capacity : clear water / wastewater (l)	20(100) / 100	20(100)/120
Automatic trivalent fridge (220V, 12V, gas) (l)	137	
Standard heating system	Combi Gas 4 kW	
Space for 2 gas bottles (tot. Max 15 kg)	S	
Integrated entry step	S	
Heated garage locker	S	
Skylight		
Rear skylight (mm)	S (400x400) / O (700x500)	
Dinette skylight (mm)	S (400x400) / O (700x500)	
Toilette skylight (mm)	S (280X280)	
Double-glazed windows with blind / mosquito net	S	
Equipments		
Thermal blind	S	
Beds with staves	S	
CP Plus control panel	S	
Internal LED lightening	S	
Exteriors		
Fog lights	O	S
Rear-view camera	S	
Flyscreen for entrance door	S	
XL Entrance door	S	
External LED light	S	

* Window in the bathroom without blind and mosquito net

S= standard O=optional VTR= Fibreglas MTS= multi-layered plywood
The mass in running order includes the weight of the empty base vehicle, of the driver (75 kg), 100% of the fuel (60-l tank), fresh water (tank filled with 20 l while travelling), and aluminium gas cylinders (max.15 kg) filled to 90% of their capacity, and tolerance specified in the type-approval (+/- 5%) (2007/46/EC). Anything not included in the standard version of the vehicle, both living unit and chassis, results in an increase in weight in running order with resulting decreased payload up to the possible reduction of approved seats in the case of the total weight for the available payload value. The available payloads result from the difference between maximum permissible mass and running order mass and have a tolerance of 5%. During the purchase phase it is necessary to check the weight of the options to be installed on the vehicle.



FORD PACK

SERIES 300 FORD PACK

- Engine 165 HP
- “High series” headlights with static cornering lights
- Glove box with lock
- Interior trim and “TREND” dashboard
- Bumpers and side mouldings in body colour
- Two-part locking door with window and central locking
- TV holder
- Seat covers
- 200 W solar panel with MPPT controller
- Pleated blind

FORD MATIC PACK – Series 300 Ford Pack required

- Automatic transmission
- “Matic” graphic pattern

DESIGN PACK – Series 300 Ford Pack and Matic Pack required

- Moondust Silver cab
- 16” alloy wheel rims

EXTRA ASSISTANCE PACK – Series 300 Ford Pack and Matic Pack required

- Electric windscreen defroster
- Pre-Collision Assist 2.2 (Medium Range Radar, Emergency Steering Assist and Collision Warning/Distance Indication - NCAP4)
- Adaptive Cruise Control with lane centring and Stop&Go
- Adaptive Cruise Control Integration with Traffic Sign Recognition
- Power-folding mirrors with electric defroster
- Navigation Centre

FORD & FIAT PACK

ENJOY OUTDOOR PACK

- White awning*
- External gas socket
- Connection for external shower (garage)
- External media socket (12 V / 220 V / TV),
- Equipped garage wall
- *4 m on Glamys 320, 4,5 m on Glamys 322, 365

EXTRA WARM / EXTRA WARM DIESEL PACK

- COMBI 6 GAS + ELECTRIC / DIESEL + ELECTRIC heater
- Step insulation
- Winter Pack
- Electrically heated floor

24” DIGITAL / SATELLITE TV PACK

- 24” Smart TV
- Digital / satellite antenna

24” TV WI-FI PACK

- 24” Smart TV
- Wi-Fi Router

FIAT PACK

SERIES 300 FIAT PACK

- Fog lights
- Painted bumper in matching body colour
- Black Skid Plate
- Two-colour 16” alloy wheels
- Leather steering wheel and gearbox
- Techno Dashboard;
- Electric handbrake
- TPMS (Tyre pressure monitoring sensor)
- Two-part locking door with window and central locking
- TV holder
- Seat covers coordinated with upholstery
- 200 W solar panel with MPPT controller
- Pleated blind

FIAT MATIC PACK - Series 300 Fiat Pack required

- Automatic transmission
- “Matic” graphic pattern
- Composite suspension*
- * Not available on heavy chassis 4.25 - 4.4 t

FIAT EXTRA TECH PACK - Series 300 Fiat Pack required

- Full Digital Cluster
- Automatic climate control system
- Wireless charger for smartphones
- Full LED headlights

EXTRA SAFETY PACK - Series 300 Fiat Pack and Extra Tech Pack required

- Adaptive Cruise Control for speed > 30 km/h
- Fiat Safety Pack (Full Brake Control with pedestrian detection; Light and rain sensors; Lane keeping assistance; Traffic sign recognition; Driver fatigue warning; Intelligent Speed Assist)



The masses indicated in the technical data sheets refer to the provisions of European Directive 2007/46/EC.

MASS IN RUNNING ORDER

It includes the weight of the empty base vehicle, of the driver (75 kg), 100% of the fuel (60-l tank), fresh water (tank filled with 20 l while travelling), and a gas tank for living purposes (20 kg). The mass in running order, and consequently the payload and/or certified seats may vary depending on the accessories installed.

PAYLOAD

This consists of the difference between the maximum technically permissible laden mass and the mass in running order. It includes elements for living purposes, the transported passengers defined by the manufacturer (driver excluded), and the personal effects.

The payload calculation is based on the following parameters: 75 kg for each passenger (driver excluded), 10 kg of baggage for each passenger and for the driver, 10 kg for each metre of length of the vehicle, plus the remaining payload, which can be used for the installation of accessories or for additional baggage.

All masses and loads of the empty vehicle have a tolerance of +/- 5%, in compliance with Directive 2007/46/EC.

Any optional equipment increases the mass in running order and decreases the payload.

The weight of non-standard accessories is not included in the mass in running order indicated in this catalogue. Additional accessories and devices reduce the payload by a quantity equal to their weight; the incidence of the weight of the individual accessories is shown in the special column in the technical data sheets or can be requested at our dealers. In case certain accessories are installed (for example, additional elements such as coupling device or motorbike rack), the mass of these accessories will affect the payload, possibly reducing it along with the number of certified seats. Please note that the law does not allow the maximum permissible mass to be exceeded, which can be consulted under the specific heading of the data sheets. Please make sure that the maximum loads on the axles and the maximum technically permissible load mass are not exceeded during the complete loading phase of the vehicle. The regulations and requirements of each country may entail changes in the characteristics of this table. The number of certified seats may vary depending on the traffic regulations in force in each country. When driving, the fresh water tank must be filled to a maximum of 20 litres.